



HOW TO DO A POSTER BAKING GATHERING

2 cups warm water (110 degrees)
 1/2 cup white sugar
 1 1/2 tablespoons active dry yeast
 1 1/2 teaspoons salt
 1/4 cup vegetable oil
 5-6 cups flour


YOU WILL NEED



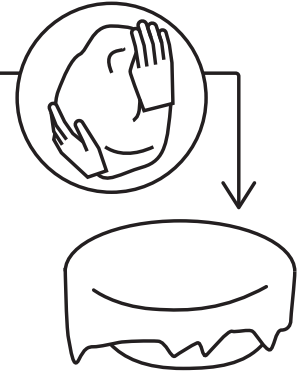
Preparation prior to the gathering time



Dissolve sugar in warm water in a large bowl, and then stir in yeast. Allow to proof until yeast resembles a creamy foam, 5 to 10 minutes.




Mix oil and salt into the yeast and then mix in flour one cup at a time.



Knead dough on a lightly floured surface until smooth. Place in oiled bowl, cover, let rise for 1 hour.

At the gathering




Gather around the table and sketch out the breads you want to make!



Let your creativity flow and make your bread as unique and creative as you like! Let the bread rise until one inch above pans. Preheat oven to 350°F.

Reflection & Wrapping up



Enjoy your delicious bread, and take a moment to reflect on the joy of creating and gathering together today.

