

2025

eim
ILLUSTRATION
WORK GUIDE LINE

© eim

ESSENTIAL INFO

NEED FOR PROJECT INQUIRY

1. Project Info, Usage of the Illustration

a. ex) Printed Poster, Merchandise, Signage etc.

2. Size & Dpi(Dots Per Inch) of the File

a. ex) 3000 * 3000 Pixel, 300 dpi / A3, 350 dpi etc.

3. Format

a. ex) Psd, Tiff, Png etc.

4. Due Date

a. ex) Need the Illustration until March 14, 2024

5. BUDGET MANAGEMENT

a. Heavy Illustration Budget

i. B/W - 2,000,000 KRW

ii. COLOR - 2,500,000 KRW

b. Light Illustration Budget

i. B/W - 600,000 KRW


c. Budget can be manage by its Project.

6. PAYMENT DUE DATE / CONTRACT

a. If you are Personal Client, You need to
tell me the payment due date.

b. If you are Business Client(Studio or Corporation),
You need to give me the contract form in pdf.

**AFTER THE CONTRACT PROCESS ARE DONE,
WORK PROCESS WILL BE UPDATE BY FOLLOWING PAGES**



LIGHT ILLUSTRATION WORK contains only Line & Black shading.

1. Rough Sketch

- a. Brainstorm 3 Rough Draft, Share it and Decide which one to use.


2. Line Clean up

- a. Clean up a Line Work From the Draft.

3. Semi, Final Revision

- a. Semi Touch before share, and if you have any other revision, Revise it and Share.

POST ARCHIVE FACTION (PAF)



1. Rough Sketch

- a. Brainstorm 3 Rough Draft, Share it and Decide which one to use.

2. Line Clean up

- a. Clean up a Line Work From the Draft.

3. Ink / Shading (tone grading)



- a. Fill in the Black Part, Shading the Shadow area.

4. Semi, Final Revision

- a. Semi Touch before share, and if you have any other revision, Revise it and Share.

COLOR Work Process
2025 GUIDE LINE

1	2
3	4
5	6



1. Rough Sketch
- a. Brainstorm 3 Rough Draft, Share it and Decide which one to use.
2. Line Clean up
- a. Clean up a Line Work From the Draft.
3. Ink / Shading (tone grading)
- a. Fill in the Black Part, Shading Shadow area.
4. Coloring (Gradient Tone)
- a. decide a color tone which fits each illustration's mood.

i. warm tone - Beige, Orange etc.

ii. cool tone - Blue, Green etc.
- b. example image mood tone was Cool & Green.
5. Coloring (Specific)
- a. I'll draw specific part of Coloring of Illustration.
6. Semi, Final Revision
- a. Semi Touch before share, and if you have any other revision, Revise it and Final file will be shared.

2025

END OF DOCUMENT

©eim