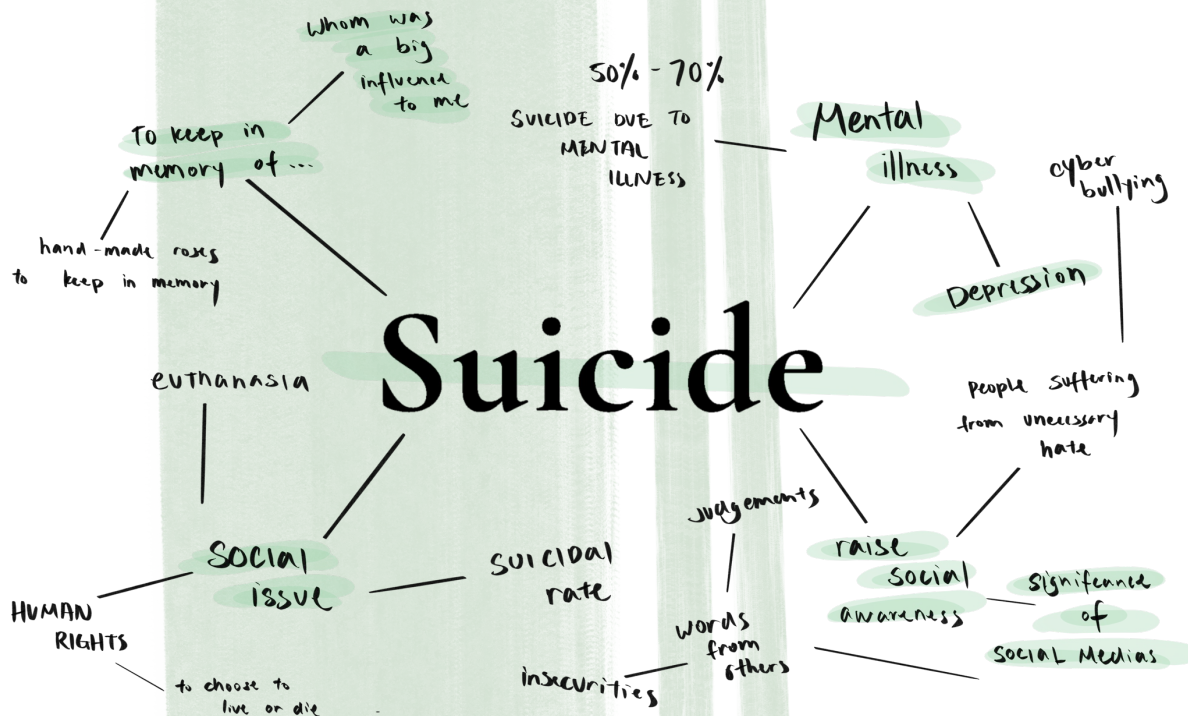


# Sculpture

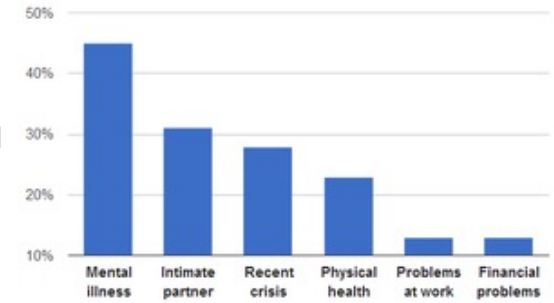


the rose I kept at home that I had made several years ago with fabric and wire

I first had the idea to create a piece to keep in memory of someone whom was a big influence to me, that has experienced cyber bullying and suicided several years ago. Back that time I made myself a rose to keep in memory of them and I got my inspirations from it.



- Research shows that around 70% of people suiciding are suffering from depression, where most of them had anxieties under others' judgment and hate
- Especially in a culture and society with a frequent use of social medias, people tend to forget the weight of their words and how it could possibly affect someone
- And I think it is a need to raise social awareness on how your words could turn into a weapon and leads them to death




<https://en.wikipedia.org/wiki/Suicide>

## Initial Ideas: elements that relates

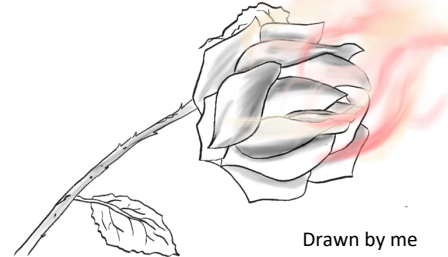
### Element 1 : White roses

- "Without vibrant colour to upstage it, the formal, structural beauty of the rose is showcased to its best advantage in a bouquet of elegant white roses." (flowertops)
- Suited to reverent occasions, "the white rose is a fitting way to honour a friend or loved one in recognition of a new beginning or a farewell, while their pure colour conveys respect and is often used in a funeral as it symbolises remembrance" (flowertops)



Drawn by me

### Element 2 : Burning roses

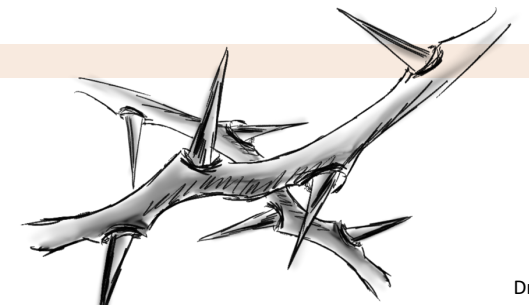


Drawn by me

- Burning roses → interpret that it burns with emotions like angry, sad or upset
- According to my idea, the burning effect on a rose could symbolise the wounds and scars that has been left behind

### Element 3 : Thorns

- thorns → represent defence, physicality, loss, thoughtlessness
- It symbolises how the life itself is defending from any outside factor that could possibly harm



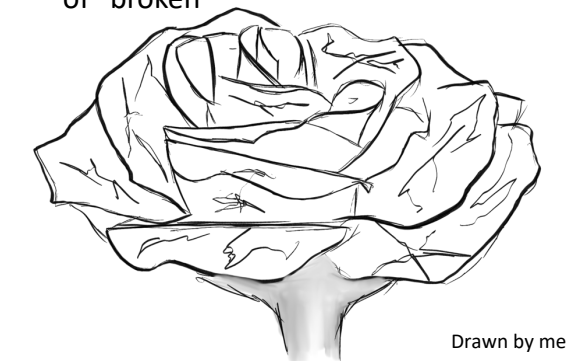
Drawn by me



# Initial Ideas

## Idea 1

- Create a sculpture with clay → in a shape of rose
- Add break marks to portrait the idea of “broken”



Drawn by me


**However**, the idea of break marks is a little bit cliché as its obvious

## Decision: Idea 2

- With fabric that is soft and breakable, I could easier **portrait the idea of “weakness” and how “fragile” life is**
- I could create burning effect with fabric → idea of scars

## Idea 2

- Main subject: **White rose** made with **fabric** → white rose as a **sense of remembrance** and **symbolizes a living life**
- Combine hateful words with the rose
- Burning marks → **wounds and scares left by** (comments on social medias)



Drawn by me

## Artist study

Ken Nwadiogbu “Identity Crisis”



- Featuring all social icons, these body of works brings to the forefront; **cyber bullying, shaming, fraud, security, and conflicts experienced in these platforms**
- Similar to what I agreed with, chaotic things that happen on social medias could **easily turn into someone’s anxieties** and therefore **lead to mental illness**, and at last loses their life

- Nwadiogbu responds on canvas to socio-political structures and issues around him and the world
- He once created a series of art and named it “**identity crisis**” This series enters on the various identity crisis emanating from social media in our society today

## Formal Analysis



Words that had been said on this platform

Peeking through the logo like a window → when someone first get introduced to this social platform

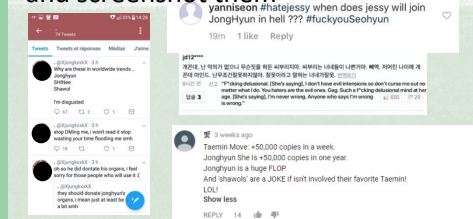
Twitter’s logo → the specific social platform

Bolded words → consequences and aftermath of not knowing the weight of your words and attack others on social platform


- He expresses that concept of the above with a man peeking through the window of Twitter, leading him to the issues occurring
- He created the effect by **writing and bolding the issues** and I would like to create the same effect but on fabric instead

## Idea Development

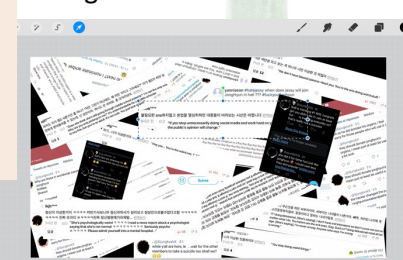
I went on mainstream social medias such as Youtube, Twitter and Instagram, and **hateful comments were seen everywhere** so it was easy for me to find and screenshot them



I photo shopped them into the same image all at different areas and different directions → sense of **messiness and dizziness**



Background as black → darkness



## Composition Idea

- The soft copy of the outcome → comments such as swear words and “go to hell” are made obvious to showcase how disgusting their words could be



- I could print the screenshots on the rose with image transfer → **resembles how hate could stick around a living life** like a tattoo to the petals



Drawn by me






# Process and Media Experiment (1)

## Media Experiment

### Choice of fabric

- 1) Silk**  
  
**-ve:** silk catches fire really easily so is impossible to create burn marks
- 2) satin**  
  
**-ve:** satin resembles elegance and is too shiny to create a low atmosphere
- 3) Cotton plain weave**  
  
**+ve:** burn marks on cotton will be easily seen and is weak enough to create sense of weakness

### Methods for Fabric printing / image transfer

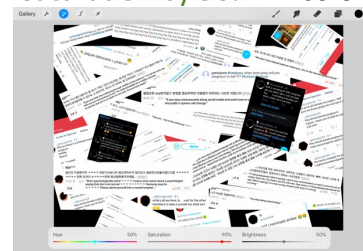
- 1) Heat press machine**  
  
**+ve:** fast way to transfer images on fabric while colours are saturated enough
- 2) Thinner printing**  
  
**-ve:** colours will not be transferred entirely with brush marks
- 3) Fabric painting**  
  
**-ve:** couldn't paint small words on to fabric detailly

### Experiment:

- I heat press printed the image on the fabric
- However, the result were not as what I expected, the **colors of the image were fading out**
- **Possible reasons:** the quality of my school's printer were not so sensitive to colors

### Refinements:

Edits the original photo's saturation → turns up the **saturation by 90%** → colors are more saturated and bright

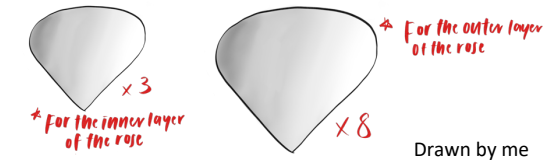


Then I tried the heat press printing again and turns out great



### Petals

I sketched how each petal will look like:



The petals closer to the center is smaller while petals on the edge will be bigger → I then trace the shapes on the printed fabric and cut them out



### Burning

I experiment the burning effect on a scrap fabric first →



**For smaller petals,** I slightly burn the edge to create edges with organic lines that resembles a rose more



**For bigger petals,** I burnt from the middle and created large burn marks → symbolizes the **wounds being left behind**




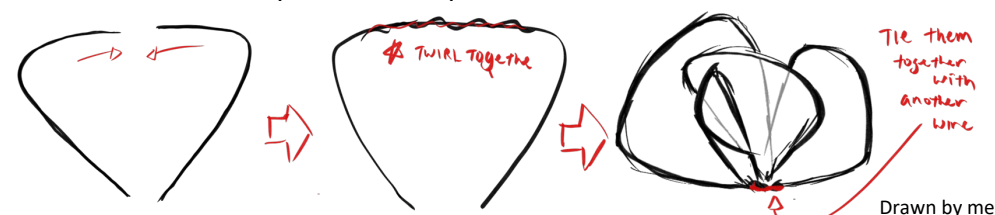
### Creating the sculpture base

- 1) Thin wires** <https://www.homedepot.com/p/10-lb-18-Gauge-Aluminum-Hobby-Wire-50176>  
  
**+ve:** thin wires are easy to bend when construction and could create smaller details
- 2) Thick wires** <https://smartpartscrafts.com/productsx>  
  
**-ve:** thick wires requires other tools to bend and is too thick to create small objects
- 3) Thin metal stripes** <https://www.arnoldmagnetics.com/resources/magnet-manufacturing-process/>  
  
**-ve:** is rather hard to cut the metal stripes into the shape of petals

### Ways to construct the wires


I cut the wires into sections and connect two pieces together to form the shape of a petal → in order to hold the petal in a shape of rose

→ Then connect all the wires together at the base with another wire



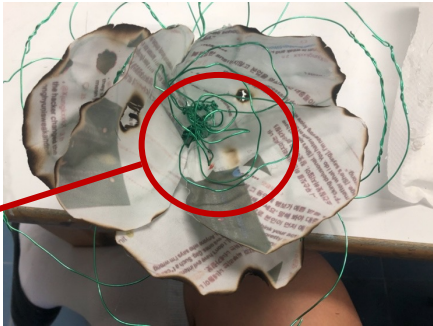
# Process and Media Experiment (2)

## Connects with petals



I decided to stick the petals on with **glue gun** → apply glue on the edge of the petal and on the wires

The middle of the rose is leave blank with no fabric → symbolizes the **emptiness in heart**




### Refinements:

Too much glue  
→ I'd make sure I don't apply too much glue as the glue dries it forms a little plum on the fabric

## Ways to create thorns

One single thin wire is too weak and easily bended as the stick:



### Resolve:


Curl two wires together to make it thicker and form a more organic line with the twisting parts



→ Cut sections of wires around 3-4 cm and twist them onto the "stick" to create the look of thorns  
→ The edges of the wires are actually pointy like real thorns

## Combining with the rose

→ I randomly place the thorns together all pointing to different directions → sense of **messiness and gives an uncomfortable feeling**  
→ Some edges of the thorns **go through the burn marks** / holes on the petals → creates a scene as in the thorns poked through the petals → symbolizes **self harm / suicide**  
→ **Thorns symbolizes it's self protection from the outside but also self harm when the inside was broken**



# Refinements

I originally chose green as the color of the wire as it symbolizes life but turns out it catches the attention from the flower as it's too bright:



→ I decided to paint them in **brown** with acrylic that resembles the actual colors of **thorns with a sense of darkness**




→ Some parts are painted in **black**  
→ more realistic and resembles rust → a **sense of old (passing away)**

## Scale



→ The thorns of the original piece was around 30 cm wide



→ I decided to add more thorns into it to create **contrast with the thorns and rose**  
→ comparably smaller rose creates a **sense of helpless**

# Evaluation

Challenges	How I overcome
Accidentally burn the whole petal in to ashes when trying to create burn marks	Keep a distance between the fabric and the lighter
The colors of the image transfer was fading out → words weren't seen properly	I edited the saturation of the original image up to 90% so the outcome of the image transfer were much saturated (not fading out))
I was not able to paint some bits of the wire in the middle as other wires were blocking	Ends up applying paint on a tissue and paint the inside of the wire with a tissue that is more flexible