

CITY OF DARWIN

# MUNICIPAL PLAN

2024/2025



Strong, thriving and  
connected community.





# ACKNOWLEDGEMENT OF LARRAKIA COUNTRY

**City of Darwin acknowledges the Larrakia people as the Traditional Owners of all the land and waters of the Greater Darwin region.**

To the Larrakia, Darwin is known as Garramilla. The original language of the Larrakia is Gulumirgin (pronounced Goo-loo-midgin).

Often referred to as “Saltwater People”, the Larrakia lived, loved, birthed, hunted and survived a life on pristine coastal and inland areas. Established ‘song lines’ connecting Larrakia people to Country penetrate throughout their land and sea, allowing stories and histories to be told and retold for future generations. Scientific evidence dates Aboriginal presence in northern Australia to 60,000 years.

The Larrakia culture and identity is rich and vibrant. In the footsteps of the Larrakia people, City of Darwin will continue to foster this culture and identity by creating a vibrant community together.



# CONTENTS

<b>Acknowledgement of Larrakia Country</b>	<b>2</b>	<b>Our service delivery</b>	<b>26</b>
<b>Introduction</b>	<b>4</b>	Corporate structure	26
Municipal plan 2024/25	4	How our services are structured	27
Purpose	4	Our delivery commitments	30
Mission	4	Governance framework	36
Vision	4		
Our strategic directions	4	<b>Budget</b>	<b>38</b>
Continuing the conversation through consultation	5	2024/25 operating budget overview	38
Lord Mayor & Chief Executive Officer foreword	6	2024/25 budgeted capital works program	42
Our city	8	Budgeted financial statement 2024/25	45
		Our rating strategy	47
<b>Our highlights</b>	<b>10</b>	Rates and charges	48
Priorities to progress	12	A. Annual budget income and expenditure	51
		B. Annual budget operating position	52
<b>Our Council</b>	<b>16</b>	C. Budgeted statement of financial position	53
Elected members	17	D. Budgeted statement of reserves	54
Better suburbs	18	E. Budgeted statement of external borrowing	55
Lord Mayor	18	Table of internal loans	56
Waters Ward	19	F. Capital expenditure by funding	57
Chan Ward	19	G. Planned Major Capital Works and Projected Costing	58
Lyons Ward	20		
Richardson Ward	20	<b>2024/25 Annual budget KPIs</b>	<b>59</b>
Elected member allowances	21		
		<b>Appendix A – Index of tables and figures</b>	<b>60</b>
<b>Our approach to planning</b>	<b>22</b>		
Strategic planning framework	23		
Long Term Financial Plan	24		
Advocacy and collaboration	24		

# INTRODUCTION

## MUNICIPAL PLAN 2024/25

### Purpose

The Municipal Plan presents the Lord Mayor and Councillors' strategic resourcing decisions for the City of Darwin team to pursue across the 2024/25 financial year. Through this annual document a set of commitments is made to the community, which will be reported in the Annual Report to be published in November 2025.

### Mission

We will work with the community and partners, provide leadership and deliver services which create opportunities to enhance the economic, cultural and environmental sustainability of Darwin.

### Vision

**DARWIN 2030: CITY FOR PEOPLE. CITY OF COLOUR.**

### Our strategic directions

This set of strategic directions was established in collaboration with the community, beginning with the Living Darwin Summit. Within the Council and City of Darwin they act as a guide to inform priorities and decision making.




**A capital city with best practice and sustainable infrastructure**



**A safe, liveable and healthy city**




**A cool, clean and green city**



**A smart and prosperous city**



**A vibrant and creative city**



## Continuing the conversation through consultation

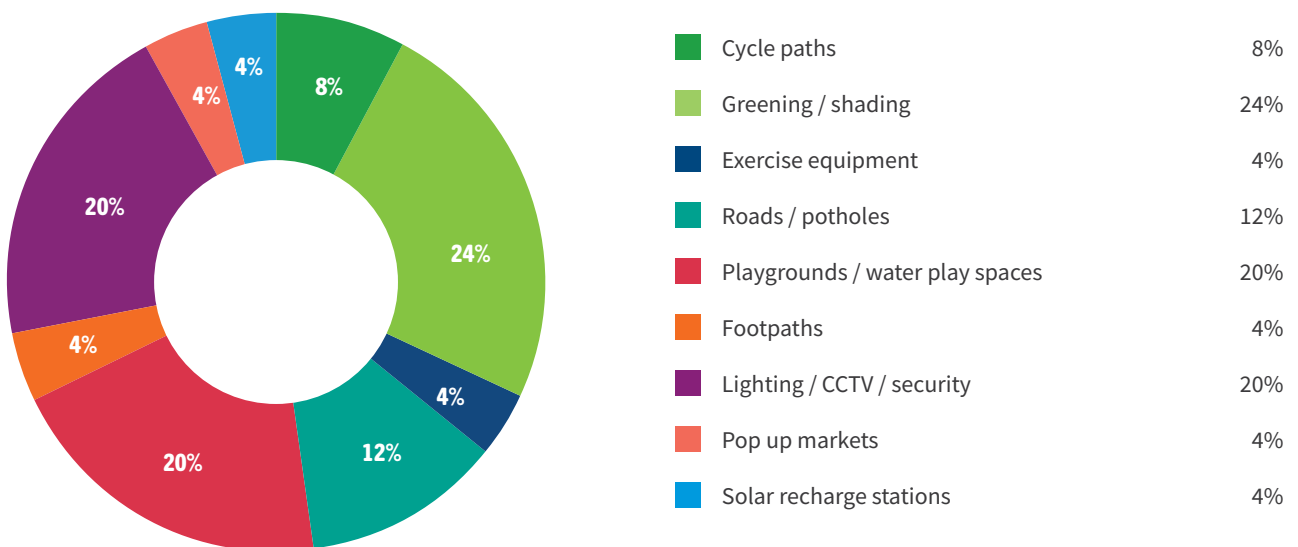
To ensure that Council, officers, and the community continue to align on their vision for Darwin's future, City of Darwin takes the opportunity each year to check in and consult on the Draft Municipal Plan.

During the 21-day consultation period from 1 May 2024 to 23 May 2024, City of Darwin received 21 survey responses through Engage Darwin, and 16,192 people were reached via City of Darwin social media channels. There were 318 visits to Engage Darwin and 238 downloads of the draft document.

From the 21 survey submissions received, there were a mix of topics brought forward by respondents to the Draft Municipal Plan engagement process. Greening and shading were the most discussed topics at 24 per cent. This included planting of large trees and shading of pathways.

The second-most discussed topic was playgrounds, with 20 per cent of respondents raising this topic. Commentary on these areas related to upgrading existing playgrounds and installing new playgrounds, including water play spaces and splash pads. Also highly discussed by respondents was the need for more lighting, CCTV and security services to ensure safety.

The topics from the 21 submissions can be broken down into nine primary categories:



Respondents were also asked to provide commentary on the proposed rates, and of the 21 respondents, 11 provided feedback on the rates, with submissions split between being accepting of the rates, and wanting to ensure these funds were spent in the best interest of the community.

There was no feedback received on the proposed fees and charges.

Elected Members received the engagement report and are satisfied with the results. There have been no recommended changes from the initial draft municipal plan.

# LORD MAYOR & CHIEF EXECUTIVE OFFICER FOREWORD

We are proud to present our Municipal Plan and Annual Budget for 2024/25 which celebrates Darwin as a strong, thriving and connected community.

We continue to strive to achieve the goals set out in our strategic plan, *Darwin 2030: City for People. City of Colour* to ensure Darwin is a culturally diverse, inclusive and vibrant city.

We have worked closely with our Councillors and City of Darwin officers to create a robust and reliable Municipal Plan and Annual Budget that incorporates community feedback underpinned by a sound set of financial statements.

This Municipal Plan focuses on fostering a connected and engaged community and delivering accessible grassroots infrastructure to ensure we meet Darwin's evolving needs.

We have committed to enhancing quality of life for residents through an operating expenditure of \$141 million, which will deliver programs and initiatives that directly benefit the community.

Our comprehensive capital works program allocates \$61 million to stimulating the local economy and supporting liveability in Darwin, including providing more public parking spaces within the city centre.

Darwin is famous for its unique outdoor lifestyle and tropical climate, and we want residents to enjoy the beautiful backyard we are lucky enough to call home, which is why we have invested \$9.5 million in maintaining our parks and gardens.

We know that keeping the city cool, clean and green remains a priority for the community, and we will continue to work hard to care for our natural environment delivering on the *Greening Darwin Strategy*, with \$3.2 million dedicated to tree planting and maintenance, including \$1.1 million spent on greening the city, which will see over 19,400 trees planted.

The Better Suburbs program, created to improve the amenity of Darwin and deliver projects that are based on direct engagement between the community and our Councillors, continues to grow in momentum.

This year we are pleased to have nearly doubled the funding for the Better Suburbs program to nearly \$1 million as we continue to improve community infrastructure, invest in our community and beautify streets across Darwin's suburbs.

We want our city to be easily accessible to everyone, and we will continue to provide a road network that meets the comfort, safety and expectations of all road users and the community through ongoing road upgrades.

This year we will invest \$8.1 million in our path and road network, including \$850,000 in shared paths and \$1.1 million in footpaths.

We are committed to providing a stormwater system that meets the needs of our city and our environment and have allocated \$2 million to upgrading our stormwater drains, including improving existing pipe systems and replacing infrastructure.

We pride ourselves on being an active community, and there are plenty of options for people to stay fit and healthy in our city, including free indoor and outdoor community and recreation facilities available throughout the municipality. We will continue to invest in creating a connected and energetic community by dedicating \$1.34 million in funding for sport and recreation within Darwin.

This includes contributing \$400,000 to creating upgraded sporting change rooms at our ovals in alignment with sports fields and oval master plans. These projects will create safe and enjoyable spaces for participants and a welcoming environment for spectators and volunteers.

**WE ARE CONFIDENT THIS MUNICIPAL PLAN WILL CONTRIBUTE TO ENSURING DARWIN IS KNOWN AS A VIBRANT, CREATIVE, INNOVATIVE, CONNECTED, HEALTHY AND ENVIRONMENTALLY RESPONSIBLE CITY.**



Lord Mayor and CEO, City of Darwin

We have made a further \$1 million commitment to revitalising playgrounds through our *Movement Strategy* and *Play Space Strategy*.

Play spaces across the municipality will receive a facelift, including the George Park playground in Fannie Bay, Dorisvale Park in Tiwi, Bayfield Park in Malak and Fong Park in Wanguri.

This investment also includes a two-year project to develop a multigenerational regional playground in the Waters Ward that will encourage people of all ages and all abilities to engage with one another with active recreation providing the foundation.

Waters Ward only has one district playground and one regional playground, and we have assigned \$500,000 this financial year for planning, consultation, design and initial build of a regional playground that will create a more liveable, healthy and engaged community.

Darwin is home to an enriching annual calendar of events and activities that make it the vibrant and colourful city it is famous for, and we will continue to support these by allocating \$1.6 million in funding to community groups through sponsorships and grants.

This funding supports a range of different events, projects, activities and services that contribute to the local economy, including commemorating the 50th anniversary of Cyclone Tracy, which devastated the city and profoundly impacted our community.

We have allocated \$600,000 to install a kinetic monument at Bundilla that will be the first of its kind in the Territory. This educative monument, which moves with the wind and will be housed in a dedicated reflective space, with funding allocated to landscape the area.

We will also support the community in commemorating this historic event through grant opportunities available for activities and events that recognise the impact Cyclone Tracy had on our community and our collective history.

We know that safety is important so we will invest \$840,000 in public lighting, including projects such as Making Mindil Safe and at the Nightcliff Jetty.

This year is also the first year of the new land valuation cycle, a process which is undertaken by the Valuer General of the Northern Territory every three years. As part of the budget process, Council determines the amount it must receive as income from rates to be able to provide services and the change in valuation means the rate pool is redistributed, based on unimproved capital values of properties within the municipality.

To enable Council to deliver on the essential services and community needs outlined in the Municipal Plan the general rate increase applied has been kept to below CPI at four percent, which roughly equates to an increase of \$1.35 per week for the average residential property.

We are confident this Municipal Plan will contribute to ensure Darwin is known as a vibrant, creative, innovative, connected, healthy and environmentally responsible city.

We thank Councillors and City of Darwin officers for their contribution to developing a Municipal Plan and Budget that delivers on our Darwin 2030 vision and we look forward to delivering for the people of Darwin.

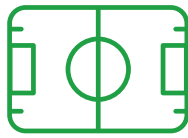
**The Hon. Lord Mayor**  
**Kon Vatskalis**

**Chief Executive Officer**  
**Simone Saunders**

# OUR CITY



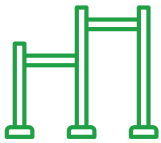
**465KM** ROADS



**19** SPORTING  
GROUNDS & OVALS



**3** SWIMMING POOL  
FACILITIES



**18** EXERCISE STATIONS  
ACROSS 12 PARKS



**22,021** DRIVEWAYS




**41** PUBLIC AMENITY  
FACILITIES




**590HA** GREEN  
SPACE



**8** TENNIS COURTS  
AT 3 LOCATIONS



**3** COMMUNITY  
CENTRES



**10,050**  
STREET AND PUBLIC  
LIGHTING



**451KM**  
STORMWATER  
INFRASTRUCTURE



**8** BASKETBALL  
COURTS





**7** CHILDCARE CENTRES



**4** LIBRARIES



**221** PARKS



**3** CEMETERIES




**1** VELODROME




**1,125** SMART DEVICES



**2** ENTERTAINMENT VENUES



**574KW** ROOF TOP SOLAR



**1** SKATE PARK



**609KM**  
FOOTPATHS AND WALKWAYS IN TOTAL



**122** PLAYGROUNDS



**21** BARBEQUES

# OUR HIGHLIGHTS

## HIGHLIGHTS FOR THE YEAR AHEAD



**\$4.5M**

**LIBRARIES**



**\$36K**

**ECONOMIC  
DEVELOPMENT**



**\$2M**

**ARTS AND  
CULTURE**



**\$25.8M**

**WASTE MANAGEMENT  
OPERATIONS & INVESTMENT**



**\$61.1M**

**TOTAL CAPITAL  
WORKS PROGRAM**



**\$3.2M**

**TREE PLANTING AND  
MAINTENANCE**



**\$1.34M**

**SPORT AND RECREATION  
INVESTMENT**



**\$1.9M**

**ANIMAL MANAGEMENT  
PROGRAM**



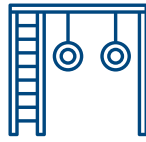
**\$1.04M**

**MAJOR COMMUNITY  
EVENTS AND ACTIVITIES\***



**\$250K**

**CONTRIBUTION TOWARDS NIGHTCLIFF OVAL CHANGEROOMS**



**\$500K**

**FOR WATERS WARD INTERGENERATIONAL PLAYGROUND DESIGN**



**\$1.6M**

**IN FUNDING THROUGH SPONSORSHIPS AND GRANTS**



**\$8.1M**

**CONNECTIVITY AND ACCESSIBILITY**



**\$950K**

**BETTER SUBURBS AND ENHANCEMENT PROJECTS**



**\$840K**

**STREET AND PUBLIC LIGHTING**



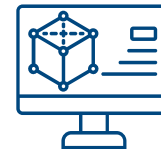
**\$9.5M**

**MAINTAINING OUR PARKS**



**\$1.1M**

**GREENING (INCLUDES CAALC\* CAR PARK)**



**\$1.4M**

**ICT INVESTMENT**



**\$700K**

**FOR CYCLONE TRACY COMMEMORATION**



**PLAYGROUND REVITALISATIONS**

**DORISVALE PARK (TIWI), BAYFIELD PARK (MALAK), FONG PARK (WANGURI)**

\*Casuarina Aquatic and Leisure Centre

# PRIORITIES TO PROGRESS

## Regional playground Waters Ward

City of Darwin's *Play Space Strategy* includes an action to increase provision of play and active recreation for 13-18 year olds in key locations at regional and district level. Stage 1 of a two-year project to develop a regional playground at Waters Ward will commence this year. Once completed, the regional playground will incorporate multi-generational and accessible play.

Initial work will include community engagement; design and documentation; accreditation and site preparation; and traffic management.

When completed the Regional playground will provide a range of play equipment, toilets (including an adult accessible unisex changing place), shade structures, pathways, landscaping and irrigation, BBQ facilities, picnic tables and seating, bike racks, drinking taps and rubbish bins, smart lighting of pathways, signage and public art.

## Cyclone Tracy monument and commemorative program

2024 marks the 50th Anniversary of Cyclone Tracy. City of Darwin Elected Members has endorsed Saturday 30 November 2024 as the date for the official commemorative event, and planning is underway. Community members and survivors from across the country and the world have already been making enquiries and plans to attend the anniversary.

The Cyclone Tracy Commemoration Advisory Committee has been formed to advise and contribute to the program and a \$50,000 community grants program has been launched by City of Darwin. The Advisory Committee has requested a permanent monument be installed at Bundilla Beach by 30 November in time for the commemorative event.

City of Darwin is seeking sponsorship for the program, including cash and in-kind support for a commemorative trail, podcast, interpretive signs and events. The significance of this project is seen in the level of involvement from a wide range of stakeholders, including Australian Defence Force (Army, Navy and Air Force), CSIRO, MAGNT, NT Major Events and Larrakia Nation.

The need for a commemorative event as well as a monument has become crucial to the project as the significance of this anniversary spreads globally. City of Darwin will host a commemorative event on a scale similar to the Bombing of Darwin commemorative event.

## Greening Darwin Strategy

Greening our municipality continues to be a priority, with the provision of over 15,000 free plants to residents through native plant giveaways, and the revegetation of key biodiversity areas with over 4,000 native plants. In addition to the Smith Street, Cavenagh Street, and Better Suburbs greening projects, around 415 street and park trees will be planted across the municipality. In conjunction with CSIRO and the Darwin Living Lab, analysis of 2024 canopy cover and land surface temperatures will assist in identifying priority areas for greening and cooling. To complement this, a network of environmental sensors will be installed at key locations across the municipality to monitor changes in heat and liveability indicators in response to greening initiatives and climate change.


In addition, the strategy has a focus on the planting of shade trees along walking and cycling corridors, including at the Casuarina Aquatic and Leisure Centre carpark.

## Civic Centre redevelopment

City of Darwin is embarking on an exciting journey to revitalise the heart of the city with the redevelopment of the Civic Centre, with expressions of interest called. The redevelopment will include office areas, meeting spaces, a library, a town hall and additional parking.

Proposals have been sought from interested parties in contributing to the redevelopment, including private developers and investors eager to play a role in shaping the future of the city.

The proposals must respect and give prominence to Galamarrma, the Tree of Knowledge, to ensure it is protected, as well as re-establishing a visual and social connection to the unique landmark.





Bicentennial Park, Esplanade

## Bundilla Beach revitalisation

A range of views about the community's needs and aspirations for the area is informing the draft masterplan, which has been created to transform the amenity of Bundilla Beach.

The community feedback showed the desire for the reserve to be activated and function as a cool, green and biodiverse natural habitat for wildlife and people to enjoy.

Construction of the Bundilla Beach masterplan will be split into three stages, with Stage 1 delivering more public lighting; a new dog park; a 3 x 3 basketball court; landscaping and more green spaces; new pathways to improve connectivity and more toilets, BBQ tables and shelters.

Construction of Stage 1 is expected to commence during dry season 2024 and will see a new monument commemorating the 50th anniversary of Cyclone Tracy in conjunction with the Australian Government.

## Smith Street streetscaping

The Smith Street streetscape project is part of City of Darwin's ongoing partnership with the Northern Territory Government to transform Darwin into a more vibrant and liveable tropical city.

The objective is to improve the streetscape in Smith Street from Knuckey Street to Whitfield Street, including pedestrian and active transport access, enhanced amenity, greening, shading, and cooling.

This project supports our *Movement Strategy* to improve Darwin's streetscapes, infrastructure and connectivity, while reducing the impact of transport on the environment to make it easier for all people to move around our city.

## Chapel Lane revitalisation

The laneway development will encourage movement through the space, enhance the pedestrian experience, and improve economic outcomes for local businesses through the activation of space.

Construction of the first stage of the revitalisation is scheduled for delivery in 2024/25.

Key design features include:

- Creation of a pedestrian plaza to encourage people to eat and meet.
- Planting of shade trees and installing shade structures.
- Replacing hard surfaces with soft landscape.
- New pedestrian lighting.
- Smart city infrastructure to provide free Wi-Fi, movement, and environmental sensors.

## ICT Roadmap and CRM

City of Darwin continues an information and communication technology transformation program to deliver an enhanced user experience, customer service, data and information management, and improved process integration and strategy.

Key highlights for the 2024/25 program include progress towards implementation of a customer relationship management (CRM) solution to foster stronger relationships with the community through improved communication, improved responsiveness and increased satisfaction. This is in addition to a learning management system (LMS) which will enable City of Darwin to efficiently deliver, track and manage training programs, ensuring that employees are well-equipped with the knowledge and skills to perform their roles.

## Connectivity and accessibility

In 2024/25 City of Darwin will be delivering \$8.1 million in projects that directly promote and improve connectivity and accessibility across our municipality. The program is a combination of asset renewal and new infrastructure including footpaths, shared paths, driveways, road resurfacing, road and pedestrian safety initiatives.

Key highlights of the program are:

- New footpaths in Packard Street and Sanders Street.
- Driveway replacements in Ludmilla, Millner, Rapid Creek, Moil, Wagaman and Wulagi.
- Progress Drive pedestrian refuge providing safer pedestrian access in Nightcliff.
- Walkway resurfacing in Alawa.
- Bike lanes and mobility improvements in the Darwin city centre or completion of the Shared path connection between Erldunda Street and Rocklands Drive Tiwi.

## Community funding and support


City of Darwin is committed to supporting the Darwin community through the provision of direct funding in the form of sponsorships across a variety of categories, which reflect the 2030 vision.

City of Darwin also provides in-kind support for one-off community events and projects throughout the year. We also aspire to provide support of a kind that builds capacity and capability among passionate community members to create self-sustaining events, which in turn become a much loved and respected tradition for community and visitors to our city.

## Place and Liveability Plan

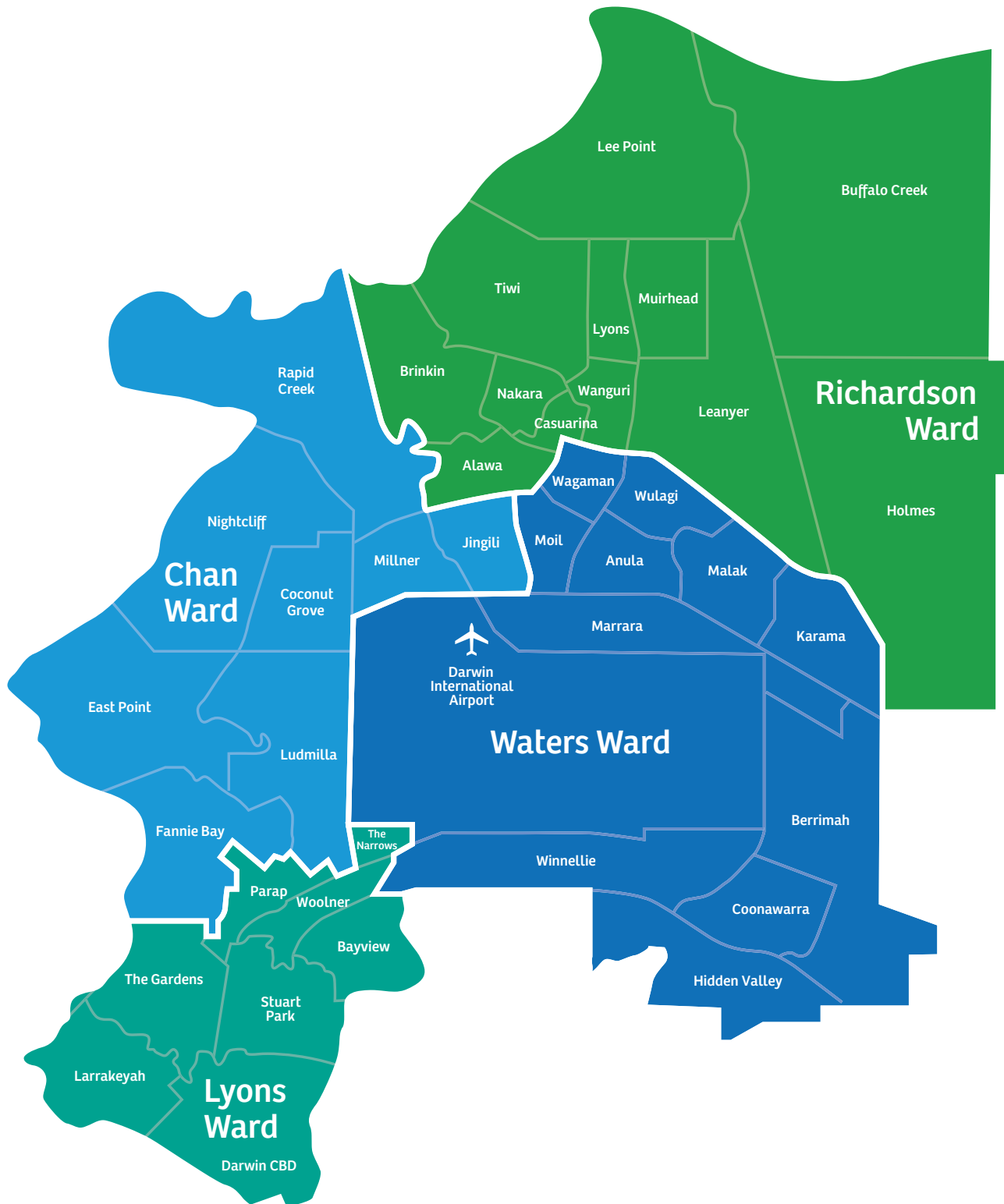
City of Darwin is seeking to capture the needs, values, and character of Darwin's people and neighbourhoods through a Place and Liveability Plan. The plan aims to create unique improvements to community infrastructure for the future that are also aligned with current strategies and Northern Territory Government planning regulations. It will be co-created with the residents of Darwin to ensure it can be understood, used, and owned by everyone in the community.

A multitude of innovative projects are underway as part of Darwin's strategic plans, however there is also a need to consolidate the current collection of projects into a more holistic roadmap for how Darwin can become a more liveable city for all in the coming decades. The plan will take a people-first approach to ensuring residents live close to experiences and services, ensuring shops, transport and facilities are easily accessible to all.





# OUR COUNCIL





# ELECTED MEMBERS



**Lord Mayor of Darwin the Hon. Kon Vatskalis**

0499 384 233

lord.mayor@darwin.nt.gov.au

## Chan Ward



**Councillor Peter Pangquee**

0499 417 632

peter.pangquee@darwin.nt.gov.au



**Councillor Ed Smelt**

0448 914 933

ed.smelt@darwin.nt.gov.au



**Councillor Morgan Rickard**

0483 129 394

morgan.rickard@darwin.nt.gov.au

## Lyons Ward



**Councillor Sam Weston**

0499 389 462

sam.weston@darwin.nt.gov.au



**Councillor Amye Un**

0499 382 948

amye.un@darwin.nt.gov.au



**Councillor Mick Palmer**

0418 892 943

mick.palmer@darwin.nt.gov.au

## Waters Ward



**Councillor Brian O’Gallagher**

0499 395 473

brian.ogallagher@darwin.nt.gov.au



**Councillor Sylvia Klonaris**

0477 938 621

sylvia.klonaris@darwin.nt.gov.au



**Councillor Kim Farrar**

0499 373 881

kim.farrar@darwin.nt.gov.au

## Richardson Ward



**Councillor Jimmy Bouhoris**

0499 402 821

jimmy.bouhoris@darwin.nt.gov.au



**Councillor Vim Sharma**

0499 387 043

vim.sharma@darwin.nt.gov.au



**Councillor Rebecca Want de Rowe**

0499 425 109

rebecca.wantderowe@darwin.nt.gov.au

# BETTER SUBURBS

## City of Darwin is investing \$950,000 in the Better Suburbs program for 2024/25

These community-driven projects are championed by Elected Members and focus on streetscapes and community infrastructure to ensure City of Darwin continues to meet community expectations ensuring Darwin remains a vibrant, healthy, safe, and liveable city. City of Darwin's four wards, as well as the Lord Mayor, have each been allocated \$190,000 to achieve these goals.



Lord Mayor, City of Darwin

## LORD MAYOR

### Contribution towards landscaping of Bradshaw Terrace medians

In collaboration with Richardson Ward a total of \$250,000 has been allocated towards the continuation of the Bradshaw Terrace streetscape beautification from Symes Street to Trower Road. Since first being announced in 2020, three packages of work have been completed to upgrade three medians.

### Trower Road landscape design

A total of \$40,000 has been committed to develop a landscape design of the streetscape on Trower Road between Vanderlin Drive and Bradshaw Terrace. This project will involve detailed investigations to deliver pricing and design for delivery in a future financial year.



# WATERS WARD

## Wagaman Oval surrounds upgrade

The Wagaman Oval surrounds is a district level park with plenty of potential. This year \$96,000 has been allocated towards the development and partial delivery of a master plan for the Wagaman Oval surrounds considering lighting, greening, additional park infrastructure, an exercise station, and improved pathways.

## Park bollards in Malak

City of Darwin is committed to providing safe green spaces for the community. In early 2024 vehicle barrier bollards were installed at several locations in Malak to control vehicle access. This program will be expanded in 2024/25 with an additional \$30,000 being allocated to install bollards at Moody Court and Tymn Court.

## Waters Ward speed check signs

Speed check signs are electronic traffic calming devices which record and display vehicle speeds and flash a 'slow down' message to speeding vehicles. These signs have been successfully used across the Darwin Municipality, targeting school zones and \$64,000 has been allocated for additional speed check signs on Parer Drive, adjacent to Casuarina Senior College and Brolga Street, adjacent to Wulagi Primary School to calm traffic and improve student safety.

# CHAN WARD

## George Park playground

Chan Ward has listened to residents and has committed \$65,000 towards installing a new, compliant playground in George Park with the remaining \$70,000 being provided by the playground replacement program.

## Bagot Park greening and improvements

A key component of the Bagot Park master plan is the establishment of a planting buffer around the recreational area, and to support this a community planting day will be delivered at a value of \$20,000. To assist delivery of the *Movement Strategy* the Chan Ward will also be allocating \$32,500 towards installing drinking fountains and bike racks.

## Camphor Street verge

The Chan Ward has identified \$15,000 for tree planting and grassing the verge on the corner of Camphor Street and Oleander Street in Nightcliff to improve the visual aesthetic of the area, reduce erosion, and discourage illegal parking on the verge.

## Nightcliff Community Centre upgrades


A contribution of \$15,000 will be made towards upgrades for the Nightcliff Community Centre. The upgrades will see the common areas refurbished including the bathroom, kitchen, and meeting rooms.

## Aralia Street upgrades

A total of \$30,000 has been allocated towards investigating, planning, and delivering upgrades for the Aralia Street shops. Potential inclusions are fairy lights on existing trees, painting existing infrastructure with local artwork, and providing permanent irrigation to existing garden beds. Planning will be undertaken in consultation with the Aralia Street traders.

## Project development

Chan Ward has allocated \$12,500 towards investigating, designing and planning future projects. So far three projects have been identified: Rothdale Road landscape entry statements, Ken Waters Park pedestrian crossing to enable al fresco dining, and formalising additional parking on Aralia Street in Nightcliff next to Sunset Park.



# LYONS WARD

## Darwin city centre pathways and greening

\$175,000 has been allocated towards improving pathway surface treatments and planting trees in the Darwin city centre. City of Darwin will investigate an attractive tiled surface treatment, which can be installed on existing footpaths in the Darwin city centre to improve visual amenity and create a point of difference. City of Darwin will also contribute towards greening the Darwin city centre through strategic tree plantings.

## Reflection seat

Lyons Ward is allocating \$15,000 towards installing a seat and associated plants near the Darwin Cenotaph car park to provide an area for people to sit and reflect as they look out over the Darwin Harbour. This is to support residents, especially veterans, in maintaining a positive outlook and good mental health.

# RICHARDSON WARD

## Nakara Oval storage shed

Richardson Ward is dedicated to supporting community activities and recreation and has chosen a project to promote a healthy and liveable city. A total of \$70,000 has been allocated to the construction of a storage shed at Nakara Oval to support organised recreation at the facility.

## Alawa toilet mural

As part of the 2023/24 Better Suburbs program Richardson Ward undertook refurbishments to toilet blocks within the ward, and to complement this work an additional \$20,000 has been allocated towards commissioning a local artist to paint the exterior of the toilet block on Lakeside Drive in Alawa.

## Contribution towards landscaping of Bradshaw Terrace medians

A contribution of \$100,000 has been allocated towards the continuation of the Bradshaw Terrace streetscape beautification from Symes Street to Trower Road.



# ELECTED MEMBER ALLOWANCES

Elected Member allowances are set by the independent Northern Territory Remuneration Tribunal each year. The Report and Determination No. 1 of 2024 – Determination of Allowances for Members of Local Government Councils was made on 29 January 2024 and tabled in the Northern Territory Legislative Assembly on 14 February 2024.

The Determination sets the value of allowances for councillors, deputy principal members, and the principal member. Allowances are paid in accordance with City of Darwin Elected Members Expenses, Facilities and Support Policy. The annual councillor allowance has increased by \$775 while all other allowances remain at the 2023/24 level. Table 1 shows the maximum amount payable for the 2024/25 financial year.

Principal Member (Lord Mayor)	
Type of allowance	Principal member allowance from 1 July 2024
Principal Member allowance	\$127,200.00
Councillor allowance	\$31,775.00
Vehicle allowance	\$25,000.00
Professional development allowance	\$4,000.00
Deputy Principal Member (Deputy Lord Mayor)	
Type of allowance	Deputy principal member allowance from 1 July 2024
Deputy Principal Member allowance	\$23,800.00
Councillor allowance	\$31,775.00
Extra meeting allowance	Up to 2 hours   \$200.00 Between 2 and 4 hours   \$300.00 More than 4 hours   \$500.00 (maximum payable for any one day) Capped at \$10,000 per financial year
Professional development allowance	\$4,000.00
Councillor	
Type of allowance	Councillor ordinary base allowance from 1 July 2024
Councillor allowance	\$31,775.00
Extra meeting allowance	Up to 2 hours   \$200.00 Between 2 and 4 hours   \$300.00 More than 4 hours   \$500.00 (maximum payable for any one day) Capped at \$10,000 per financial year
Professional development allowance	\$4,000.00
Vehicle allowance	Capped at \$10,000.00 per financial year Travel exceeds 50km from home base Vehicle allowance will be in the form of kilometre allowance, at rates set by the Australian Taxation Office each year and is 85 cents a kilometre in 2023/24

**Table 1** 2024/25 Elected Member allowances

# OUR APPROACH TO PLANNING



# STRATEGIC PLANNING FRAMEWORK

**DARWIN 2030: CITY FOR PEOPLE. CITY OF COLOUR. STRATEGIC PLAN**



## ENDORSED STRATEGIES

- Climate Emergency Strategy
- Customer Service Strategy
- Economic Development Strategy
- Greening Darwin Strategy
- Library Strategy
- Movement Strategy
- Play Space Strategy
- Reconciliation Action Plan
- Waste and Resource Recovery Strategy
- Youth Strategy
- Creative Strategy



## MUNICIPAL PLAN

(including annual budget)



## QUARTERLY REPORTING



## ANNUAL REPORT



Review and update



Scan the QR code to view City of Darwin's Strategic Plan Darwin 2030: City for People, City of Colour.

### Informed by:

- Legislation (Australian and NT)
- City of Darwin By-laws 2023
- NT Government strategies and policies
- City of Darwin Long Term Financial Plan
- Long term asset management plans
- Other City of Darwin strategies and policies

# LONG TERM FINANCIAL PLAN

City of Darwin's Long Term Financial Plan (LTFP) extends across a ten-year period and ensures we maintain a focus on managing our medium and long-term financial position, so that successive Councils inherit a financially sound organisation.

Given the changing nature of many of the assumptions, the LTFP is a living document that is periodically updated to ensure it remains fit for purpose. Unforeseen events, changes

in strategic direction or additional grants need to be evaluated in relation to the currency of the LTFP as seemingly minor changes may have a compounding effect on City of Darwin's capital plans.

The plan outlines the assumptions that the financial model is based on and the subsequent impact of those assumptions on future revenue, operational and capital expenditure.



Scan the QR code to view  
City of Darwin's Long Term  
Financial Plan.

# ADVOCACY AND COLLABORATION

City of Darwin partners with a range of bodies to provide leadership; secure funding and investment; and influence policy outcomes with other tiers of government.

We maintain key partnerships and representation on the below groups:

## **Council of Capital City Lord Mayors (CCCLM)**

CCCLM provides a national corporate entity for the effective coordination and representation of the interests of Australia's capital cities in their relations with other spheres of government. CCCLM contributes to national policy priorities for economic development, housing and homelessness, infrastructure, climate action and city resilience, and facilitates political and stakeholder engagement activities with Australian Government members.

## **Australian Local Government Association (ALGA)**

City of Darwin is a member of ALGA, which is the national voice of local government representing 537 councils across Australia. ALGA provides a local government perspective on national affairs, as well as providing submissions and representation to government and parliamentary inquiries and national bodies. The Lord Mayor of City of Darwin is a board member of ALGA.

## **Local Government Association of the Northern Territory (LGANT)**

The peak body representing the local government sector in the Northern Territory. LGANT advances the interests of local government in the Northern Territory through policy development, advocacy, representation, training, capacity building and support. The Lord Mayor of City of Darwin is the president of LGANT.

## **Top End Regional Organisations of Council (TOPROC)**

TOPROC comprises seven Top End councils that represent around 60 per cent of the Northern Territory's population: Belyuen Community Government Council, City of Darwin, City of Palmerston, Coomalie Community Government Council, Litchfield Council, Tiwi Islands Regional Council and Wagait Shire Council. It is committed to the sustainable development of our Greater Darwin region and progresses common issues.





# OUR SERVICE DELIVERY

## Corporate structure

Operating on a four-hub structure including the Office of the Lord Mayor and Chief Executive Officer (OLMCEO), has allowed City of Darwin to be aligned to the council functions and objectives in the *Local Government Act 2019*. This has created a more agile organisation focused on collaboration and streamlined decision making to ultimately deliver better services to our community.



### OFFICE OF THE LORD MAYOR AND CHIEF EXECUTIVE OFFICER

Simone Saunders  
*Chief Executive Officer*



### COMMUNITY

Matt Grassmayr  
*General Manager*



### INNOVATION

Alice Percy  
*General Manager*



### CORPORATE

Alexandra Vereker  
*Acting General Manager*

# HOW OUR SERVICES ARE STRUCTURED

In developing the budget, Council considers where the organisation sits on the path towards achieving the Darwin 2030 strategic plan. Lord Mayor and Councillors set the strategic direction for the services City of Darwin provide over the coming year and the projects, programs and initiatives resourced for delivery as a priority for the community.

The CEO manages implementation, delivery and performance reporting to Council and community throughout the year.

## Office of the Lord Mayor and CEO Hub

Office of the Lord Mayor and CEO

Office of the Lord Mayor and CEO

Marketing, Communications and Engagement

Governance and Strategy

Public Relations

## Community Hub

Community and Cultural Services

Arts and Culture

Youth Programs

Safer City Program

Recreation and Leisure

Community Development

Reconciliation

Library and Family Services

Library Services

Family and Children

Regulatory Services

Public Places

Animal Management

CBD and Suburban Parking

Regulatory Administration

Operations

Administration


Fleet and Workshop

Buildings and Facilities

Civil Infrastructure

City Maintenance

Parks and Reserves



## Innovation Hub

Technical Services

Design

Development

Public Lighting

Landscape Design

Environment, Climate and Waste

Waste Management

Climate and Environment

Growth and Economic Development

Economic Development and International Relations

Parking

City Planning

Property

Activation and Events

Digital Innovation

Records

## Corporate Hub

Finance

Revenue

Accounting

Accounts Payable

Corporate and Customer Service

Security and Emergency Planning

Governance and Compliance

Procurement

Risk and Assurance

Customer Service

ICT Services

Human Resources and Safety

Work Health and Safety

Human Resource Services

Capability and Learning

Infrastructure

Assets

Infrastructure

ICT Project Management Office

ICT Project Management Office



# OUR DELIVERY COMMITMENTS

Council sets an annual budget to resource a program of key deliverables and the indicators by which the standard of City of Darwin's performance will be assessed. The key performance indicator for each of City of Darwin's 2024/25 deliverables is the completion of these actions.

Officers work throughout the year to deliver on these commitments and provide regular reporting to Council and the community on the progress, performance, and any issues arising.



Mindil Beach



# SD1 - A CAPITAL CITY WITH BEST PRACTICE AND SUSTAINABLE INFRASTRUCTURE

**By 2030, a number of strategic infrastructure projects will be developed and delivered**

2024/25 Deliverables	Hub	Program Lead
Deliver the 2024/25 capital works program	Corporate	Infrastructure
Deliver the 2024/25 Better Suburbs and enhancement projects	Corporate	Infrastructure
Deliver the 2024/25 asset condition assessments for City of Darwin's stormwater infrastructure	Corporate	Infrastructure
Deliver the 2024/25 milestones for the Civic Centre redevelopment project	Corporate	Infrastructure
Commence the 2024/25 components of the Smith Street streetscaping project	Corporate	Infrastructure
Complete a wayfinding and interpretative signs audit	Innovation	Growth and Economic Development
Deliver asset management plans for asset categories pathways and transport	Corporate	Infrastructure





## SD2 - A SAFE, LIVEABLE AND HEALTHY CITY

### By 2030, Darwin will be a safer place to live and visit

2024/25 Deliverables	Hub	Program Lead
Deliver the 2024/25 animal management program and services	Community	Regulatory Services
Deliver the Making Mindil Safe project – stage 2 lighting	Innovation	Technical Services

### By 2030, Darwin will be increasingly recognised as a liveable city

2024/25 Deliverables	Hub	Program Lead
Complete stage 1 of the Bundilla Beach Revitalisation project	Corporate	Infrastructure
Complete the Chapel Lane revitalisation project	Corporate	Infrastructure
Finalise the design for a regional playground in the Waters Ward	Corporate	Infrastructure
Deliver a new footbridge at Jingili Water Gardens	Corporate	Infrastructure
Deliver the 2024/25 <i>Movement Strategy</i> annual actions	Innovation	Growth and Economic Development
Develop a Place and Liveability Plan	Innovation	Growth and Economic Development
Participate in City Deal initiatives, including the State Square and Civic Precinct Redevelopment	Innovation	Growth and Economic Development





# SD3 - A COOL, CLEAN AND GREEN CITY

**By 2030, Darwin will be recognised as a clean and environmentally responsible city**

2024/25 Deliverables	Hub	Program Lead
Deliver the 2024/25 <i>Greening Darwin Strategy</i> annual funded actions	Community	Operations
Deliver the Stage 2 Inert Cell Expansion at Shoal Bay Waste Management Facility	Corporate	Infrastructure
Deliver the 2024/25 <i>Climate Strategy</i> annual funded programs	Innovation	Environment, Climate and Waste
Deliver the 2024/25 <i>Waste Strategy Management and Resource Recovery Strategy</i> annual funded programs	Innovation	Environment, Climate and Waste
Partner with City Deal partners to deliver the <i>Heat Mitigation and Adaptation Strategy</i> and Urban Living priorities	Innovation	Environment, Climate and Waste
Deliver a composting facility at Shoal Bay Waste Management Facility	Innovation	Environment, Climate and Waste



# SD4 - A SMART AND PROSPEROUS CITY

## By 2030, Darwin will be recognised globally as a smart city

2024/25 Deliverables	Hub	Program Lead
Deliver 2024/25 outcomes from the ICT Roadmap including design for a customer relationship management system, and a learning management system	Corporate	ICT Project Management Office
Deliver 2024/25 components of the Smart City Initiatives	Innovation	Digital Innovation

## By 2030, Darwin will have attracted and retained more residents and will offer sustainable investment opportunities

2024/25 Deliverables	Hub	Program Lead
Promote Darwin as a great destination to live, work, study, visit and invest through various channels	Innovation	Growth and Economic Development
Deliver an International Relations Program	Innovation	Growth and Economic Development
Deliver the Economic Development Action Plan 2024-2026	Innovation	Growth and Economic Development
Develop a Sister Cities Action Plan 2024-2026	Innovation	Growth and Economic Development
Develop an Investment Prospectus	Innovation	Growth and Economic Development



# SD5 - A VIBRANT AND CREATIVE CITY

## By 2030, Darwin will be recognised as an iconic destination

2024/25 Deliverables	Hub	Program Lead
Develop a Darwin place brand	Innovation	Growth and Economic Development
Deliver a City of Darwin annual events program and events management, including partnering with NTG to deliver the Christmas pageant	Innovation	Growth and Economic Development

## By 2030, Darwin will be a more connected community and have pride in our cultural identity

2024/25 Deliverables	Hub	Program Lead
Deliver the 2024/25 Community Grants Program to support and enable community events and programs including those celebrating culture, arts and diversity	Community	Community and Cultural Services
Deliver the 2024/25 <i>Youth Strategy</i> annual actions	Community	Community and Cultural Services
Deliver a Cyclone Tracy Monument	Corporate	Infrastructure
Deliver the Cyclone Tracy commemoration program	Innovation	Growth and Economic Development
Complete a heritage audit of City of Darwin assets, including an assessment on best use of public assets	Innovation	Growth and Economic Development
Deliver the 2024/25 communications, media and marketing program	OLMCEO	Marketing, Communications and Engagement
Increase City of Darwin workforce and elected members presence at Reconciliation and NAIDOC Week events, publicly demonstrating our joint commitment to Reconciliation and the celebration of First Nations people	Community	Community and Cultural Services
City of Darwin will work in partnership with Larrakia representative organisations and First Nations providers to create opportunities for our workforce and elected members to engage in training, education and awareness of Larrakia and First Nations history and culture	Community	Community and Cultural Services

# GOVERNANCE FRAMEWORK

## Vision and Culture

2024/25 Deliverables	Hub	Program Lead
Proactive risk management in supporting operations and project delivery	Corporate	Corporate and Customer Service

## Roles and Relationships

2024/25 Deliverables	Hub	Program Lead
Provide sponsorships and grants in line with City of Darwin's Funding Guidelines	All	Growth and Economic Development
Establish and maintain productive and positive relationships with Larrakia Nation, First Nations and Government Stakeholders to work in collaboration to improve public amenity	Community	Community and Cultural Services
Advocate Council's position at national and local levels for the benefit of the Darwin community	OLMCEO	OLMCEO

## Decision Making and Management

2024/25 Deliverables	Hub	Program Lead
Implement City of Darwin's Privacy Management Framework and annual actions	Corporate	Corporate and Customer Service

## Accountability

2024/25 Deliverables	Hub	Program Lead
Deliver unqualified 2023/24 City of Darwin audited financial statements	Corporate	Finance
Deliver the 2023/24 Annual Report	Corporate	Corporate and Customer Service
Deliver the 2024/25 internal audit program	Corporate	Corporate and Customer Service



# BUDGET

Council’s 2024/25 balanced budget focusses on maintaining service levels whilst continuing to deliver and invest in its key strategies.

Council continues to invest in community infrastructure, with a capital budget of over \$61 million proposed. This investment is to ensure that City of Darwin's overall asset base of over \$1.29 billion is fit for purpose and at a standard to meet community expectations. The 2024/25 capital budget includes progressing the multi-year Civic Centre redevelopment and parking project and to fund this important investment, Council is using its reserves.

The general rate pool has been increased by four per cent, which is currently below the prevailing CPI level. The rate increase is in line with the Long Term Financial Plan increase, which has been carefully developed to ensure City of Darwin's long term financial sustainability. This increase in rates also helps to offset the increase in the costs that City of Darwin incurs to deliver its day-to-day services to the community in a continuingly challenging economic environment. A four per cent rate increase to an average single dwelling property is \$70.15 per year or \$1.35 per week, and including the annual waste levy, the overall indicative increase for an average property is \$1.67 per week.

## 2024/25 operating budget overview

The operating budget provides details of the income receives to fund its operations and the expenses it incurs in delivering services to the community.

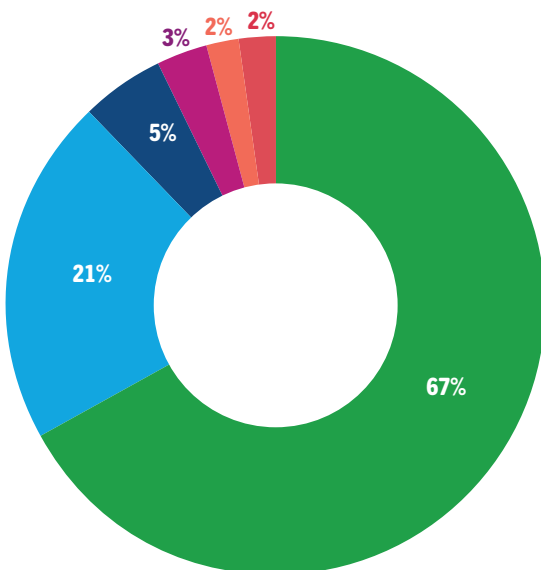
## ANALYSIS OF OPERATING BUDGET

### Income

#### Where the funds come from

##### Operating income (excluding income for capital purposes)

2024/25 total operating income \$131.79 million



Rates and annual charges	\$88.42m
User fees and charges	\$28.34m
Operating grants and subsidies	\$6.55m
Interest / investment income	\$3.51m
Statutory charges	\$2.54m
Commercial and other income	\$2.38m

**Figure 1** 2024/25 operating income  
(Excluding income for capital purposes)

**Table 2** 2024/25 operating income  
(Excluding income for capital purposes)

## Draft annual budget income

Operating Income	Budget	Original Budget	\$	%
	2024/25 \$'000	2023/24 \$'000	2023/24 - Variance to - \$'+INC (-DEC)	2023/24 \$'+INC (-DEC)
Rates	78,596	75,118	3,478	4.6%
Charges	9,876	9,406	470	5.0%
Statutory charges	2,539	2,338	201	8.6%
User fees and charges	28,337	29,532	(1,195)	-4.0%
Operating grants and subsidies	6,551	6,116	435	7.1%
Interest/investment income	3,513	3,104	409	13.2%
Commercial and other income	2,377	2,151	226	10.5%
<b>Total income</b>	<b>131,790</b>	<b>127,765</b>	<b>4,025</b>	<b>3.2%</b>

The above chart and table show where City of Darwin generates the income that it needs to service the community and renew and increase its asset base.

As is true for most local governments, rates are the backbone of revenue and the most crucial aspect in terms of financial sustainability, giving Council control over how much it needs to generate to meet the community needs whilst balancing out the social and economic costs of increasing taxes. Rates contribute to everything City of Darwin provides from parks and reserves to roads and footpaths, libraries and recreational facilities amongst a list of other important services.

User fees and charges also contribute a significant revenue stream for the city. The majority of these fees relate to the operation of the Shoal Bay Waste Management Facility, the only waste facility in the Top End serving several local government areas. The fees received from this facility are solely spent on the operations at the site, invested into capital or set aside for remediation works. City of Darwin has an obligation to ensure that the site is remediated upon closure and that the environment is protected from damage now and into the future.

### Operating and capital grants

City of Darwin continues to engage with both the Australian and Northern Territory Governments to maximise the funding that it receives through grants. Through these relationships, City of Darwin is able to provide additional services and bring forward key infrastructure projects for the Darwin Municipality that would otherwise be delayed or be unable to be funded in the near term. The budget anticipates \$6.5 million in operating grants and \$3.3 million in capital grants. Operating grants include Financial Assistance Grant, Public Library Services grant, Fun Bus, and the Mosquito Control subsidy. Capital grants anticipated include \$3 million Roads to Recovery funding and \$0.3 million for the Cyclone Tracy Monument.

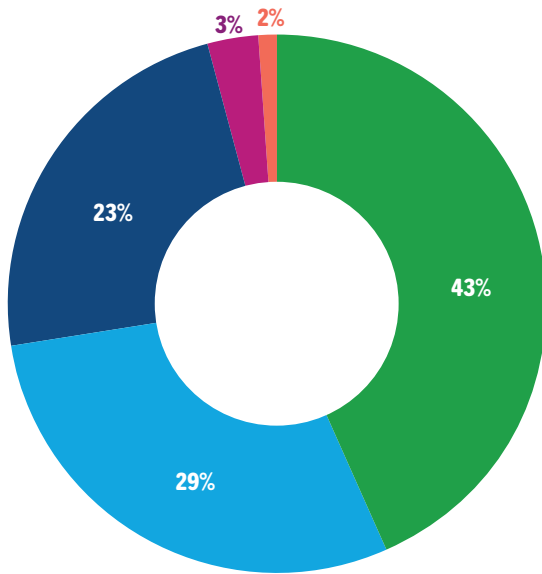
Through its ongoing advocacy and engagement efforts with the Australian and Northern Territory Government, City of Darwin continues to seek new sources of funding and apply for grants when opportunities arise throughout the year.

# EXPENDITURE

## Where the income goes

### Comparison to last year's budget

Expenditure 2024/25 \$140.75 million



Materials, contracts and services	\$61.15m
Employee expenses	\$42.54m
Depreciation, amortisation and impairment	\$32.52m
Interest expenses	\$3.72m
Elected member expenses and allowances	\$0.82m

Figure 2 2024/25 operating expenses

Table 3 2024/25 operating expenses

Operating expenses	Budget	Original Budget	\$	%
	2024/25 \$'000	2023/24 \$'000	2023/24 - Variance to - \$'+INC (-DEC)	2023/24 \$'+INC (-DEC)
Employee expenses	42,535	40,560	1,975	4.9%
Materials, contracts and services	61,147	61,477	(330)	-0.5%
Elected member allowances	800	795	5	0.6%
Elected member expenses	12	64	(52)	-80.6%
Council committee allowances	10	10	0	0.0%
Depreciation, amortisation and impairment	32,524	32,425	99	0.3%
Interest expenses	3,722	3,948	(226)	-5.7%
<b>Total expenses</b>	<b>140,751</b>	<b>139,279</b>	<b>1,472</b>	<b>1.1%</b>



The above chart and table show on what categories City of Darwin spends most of its money.

Materials and contracts is the largest category of expenditure and encompasses a wide variety of services that City of Darwin contracts out. The largest area within the category is waste management and represents the domestic waste collection across the municipality and the operation of the Shoal Bay Waste Management Facility. Generally, these costs continue to rise for City of Darwin as the inflation rate remains high as does the cost of labour for our suppliers. Fortunately, for the 2024/2025 financial year there have been savings (offset by revenue reductions) identified for the Shoal Bay Waste Management Facility as waste diversion tactics are improving.

Employee costs are City of Darwin’s second largest expense and represent the cost of City of Darwin’s 380+ strong work force in delivering front line services, support services and administration services that ensures great customer service and compliance with all applicable legislation and requirements for local government.

Depreciation is a non-cash expense, that is, City of Darwin does not need to pay money out of the bank for this expense. It is an expense that, based on engineering data, theoretically shows the dollar value of the deterioration of City of Darwin’s assets due to both use and age. In an ideal budget, the level of capital expenditure should match depreciation to ensure assets remain at the same standard and not degrade over time.

## CAPITAL WORKS

### Delivering for our community

Each year City of Darwin embarks on an ambitious program of capital works. It is the income streams of rates, grants, charges and external borrowings that fund the vast network of Council infrastructural costs.

The use of external debt to fund capital projects is a tool Council uses to maintain intergenerational equity, which means allocating the costs of funding assets to the future community who will benefit from the project.

We build and maintain the assets that support liveability in Darwin as we strive to meet community expectations for the level of amenity a modern city provides.

The program includes a broad range of categories.

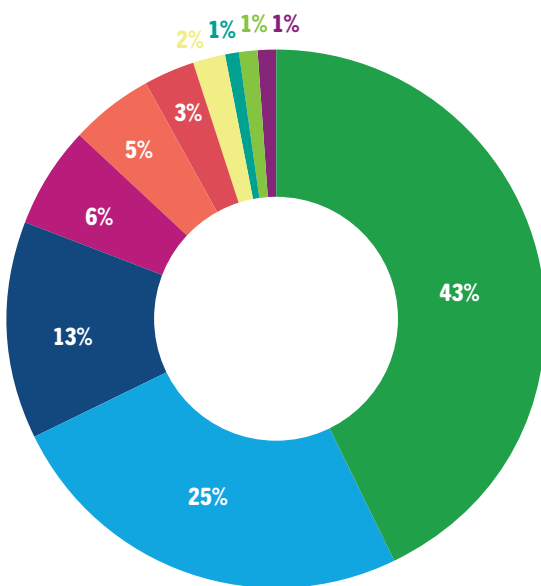


Figure 3 Capital works by asset category

Parking	\$26.00m
Buildings and structures	\$15.23m
Roads and pathways	\$8.14m
Recreational	\$3.43m
Plant and equipment	\$3.34m
Stormwater infrastructure	\$2.04m
Waste management	\$0.92m
Street and public lighting	\$0.84m
Public art	\$0.77m
Environmental	\$0.35m

Table 4 Capital works by asset category

# 2024/25 BUDGETED CAPITAL WORKS PROGRAM

Program name	2024/25 total program budget \$	Funding source \$			
		Revenue	Contribution	Reserve	Grant
<b>Roads and pathways</b>					
Access program	57,750	57,750			
Shared paths program	850,000	850,000			
<b>Driveway program</b>	231,000	231,000			
<ul style="list-style-type: none"> <li>Ludmilla, Millner, Rapid Creek, Moil, Wagaman, Wulagi</li> </ul>					
<b>Footpath reconstruction</b>	1,037,500	1,037,500			
<ul style="list-style-type: none"> <li>Packard and Sanders Streets</li> <li>Urgent minor works</li> </ul>					
<b>Walkways resurfacing</b>	126,000	126,000			
<ul style="list-style-type: none"> <li>Asset renewal program</li> </ul>					
Minor capital works	157,500	157,500			
<b>Local area traffic management (LATM)</b>	630,000	630,000			
<ul style="list-style-type: none"> <li>Progress drive pedestrian</li> <li>Refuge mixed childrens crossing and LATM projects</li> </ul>					
Traffic signal upgrades and replacement	52,500	52,500			
Road resurfacing and renewal	1,500,000	1,500,000			
Road reconstruction	500,000	500,000			
Roads to recovery	3,000,000				3,000,000
<b>Stormwater</b>					
Stormwater upgrades and reconstruction	2,037,500	2,037,500			
<b>Buildings</b>					
Civic Centre – civic redevelopment	14,100,000			14,100,000	
<b>Council buildings – exterior renewal</b>	173,250	173,250			
<ul style="list-style-type: none"> <li>Pound insulation replacement/ roof</li> <li>Nightcliff oval – replacement of existing toilet block</li> </ul>					
Council buildings – interior renewal	157,500	157,500			
<b>Council buildings – services renewals</b>	471,750	139,947	200,000	131,803	
<ul style="list-style-type: none"> <li>Nightcliff community centre</li> <li>Toilets – changing places</li> </ul>					

Program name	2024/25 total program budget \$	Funding source \$			
		Revenue	Contribution	Reserve	Grant
<b>Council building – structural renewal</b> <ul style="list-style-type: none"> <li>• Exeloo replacement</li> <li>• Nightcliff Café</li> </ul>	263,000	63,000		200,000	
Darwin General Cemetery upgrade and refurbishment	21,000	21,000			
Civic Centre car park – Civic Redevelopment	12,000,000			12,000,000	
Darwin city centre parking additional spaces	14,000,000			14,000,000	
<b>Street lighting</b>					
<b>Street and public lighting upgrades</b> <ul style="list-style-type: none"> <li>• Making Mindil Safe stage 2B</li> <li>• Nightcliff Jetty car park and overflow car park lighting</li> <li>• Lighting of new shared path connection-part of Chapman</li> <li>• Road car park refurbishment</li> </ul>	840,000	840,000			
<b>Recreational</b>					
<b>Sports facility upgrades and refurbishment</b> <p>Oval changerooms:</p> <ul style="list-style-type: none"> <li>• Bagot Oval</li> <li>• Nightcliff Oval</li> </ul>	400,000	150,000		250,000	
<b>Playground refurbishment</b> <ul style="list-style-type: none"> <li>• George Crescent playground</li> <li>• Regional playground Waters Ward</li> <li>• Dorisvale – Tiwi</li> <li>• Bayfiled Park – Malak</li> <li>• Fong Park – Wanguri</li> </ul>	943,000	769,000		174,000	
<b>Irrigation infrastructure</b> <ul style="list-style-type: none"> <li>• Matthews Greenbelt new irrigation system</li> <li>• Alawa oval irrigation system</li> </ul>	262,500	262,500			
<b>Parks infrastructure refurbishment</b> <ul style="list-style-type: none"> <li>• Jingili Watergardens footbridge</li> <li>• Upgrade irrigation controllers</li> <li>• Parks furniture replacement</li> </ul>	857,500	157,500		700,000	
Better suburbs	950,000	500,000		450,000	
<b>Pinelogs and foreshore fencing</b> <ul style="list-style-type: none"> <li>• Jingili Water Gardens pond fence refurbishment</li> <li>• Parks bollards replacement program</li> </ul>	147,000	147,000			

Program name	2024/25 Total program budget \$	Funding source \$			
		Revenue	Contribution	Reserve	Grant
<b>Climate emergency</b> Energy efficiency upgrades: <ul style="list-style-type: none"> <li>• Parapool pump system retrofits and control upgrades</li> <li>• Parapool 25m pool cover</li> <li>• Library cooling system retrofits and control upgrades</li> </ul>	200,000	200,000			
<b>Waste</b>					
<b>Shoal Bay Waste Management Site – material sorting facility</b> <ul style="list-style-type: none"> <li>• Internal traffic upgrades and awning upgrade – design</li> <li>• Composting facility</li> </ul>	655,000			655,000	
<b>Shoal Bay Waste Management Site – cell capping</b> <ul style="list-style-type: none"> <li>• Design final capping for stage 1 and stage 5 landfill</li> </ul>	260,000			260,000	
<b>Plant and equipment</b>					
<b>Smart Cities project</b> <ul style="list-style-type: none"> <li>• People counters and movement solutions across the municipality</li> </ul>	68,250	68,250			
<b>Plant and equipment; replacement program</b> <ul style="list-style-type: none"> <li>• Plant replacement</li> <li>• IT laptop replacement</li> </ul>	3,000,000			3,000,000	
<b>IT infrastructure</b> <ul style="list-style-type: none"> <li>• Storage upgrade</li> <li>• Network refresh</li> </ul>	336,000			336,000	
<b>Public art</b>					
<b>Public art development</b> <ul style="list-style-type: none"> <li>• Cyclone Tracy monument</li> <li>• Public art</li> </ul>	768,000	168,000		300,000	300,000
<b>TOTAL</b>	<b>61,053,500</b>	<b>10,996,697</b>	<b>200,000</b>	<b>46,556,803</b>	<b>3,300,000</b>

# BUDGETED FINANCIAL STATEMENT 2024/25

The Annual Budget is presented in the new required format of Guideline 5: Budgets of the *Local Government Act 2019*. Budget financial statements for 2024/25 on the following pages are:

## A. Annual budget income and expenditure

This statement outlines:

- All sources of Council's operating income
- All operating expenses. These expenses relate to Council operations and do not include capital expenditure. Depreciation, being the annual allocation of wear and tear on assets is included and is a non-cash item.

The Net Operating Surplus/(Deficit) for the year is a measure of Council's financial performance. This figure is determined by deducting total operating expenses from total operating income.

## B. Annual budget operating position

This statement summarises the actual flows of funds for the year and is crucial in explaining how Council meets its statutory obligation of having a balanced budget. The statement also explains the change in the cash / funds balance held from the start of the year through to the end of the year. The report shows where City of Darwin received its cash / funds from and what it plans to spend it on.

## C. Budgeted statement of financial position

The statement of financial position details what City of Darwin owns (assets) and what it owes (liabilities) at a point in time. In this case, as at 30 June 2025. City of Darwin's net worth is determined by deducting total liabilities from total assets, this is City of Darwin's equity. The larger the equity, the more assets City of Darwin owns outright.

## D. Budgeted statement of reserves

This statement provides details of City of Darwin's reserve balances at the start of the year and the transfer from / to reserves for the year. These reserves represent part of the cash assets and investments balance shown on the balance sheet, as they are cash-backed. They are generally held to provide for the future upgrade or provision of new infrastructure and assets.

## E. Budgeted statement of borrowings (external and internal)

This statement provides details of City of Darwin's existing borrowings as well as any proposed new borrowings. City of Darwin's borrowing policy describes the set of circumstances under which new borrowings can be considered.

## F. Capital expenditure and funding

This statement outlines Council's planned capital expenditure for the year by asset class. The statement projects the capital expenditure for the following 4 years and how it is intending to fund this capital investment.

## G. Planned major capital works and projected costing

This statement outlines major capital works projects that are either in progress, that will continue over more than one financial year or will be completed in the 2024/25 financial year. City of Darwin's minimum major projects threshold is \$5 million.

## Budget assumptions


A budget is an estimation on the income and the expenses that City of Darwin is expected to incur in the forthcoming year, consequently a number of assumptions for uncertain conditions must be made in order to develop an achievable target.

One of the main assumptions applied at City of Darwin is that the service delivery levels (with the exception of new initiatives) to the community remains at the same level and standard as the current year. This has been undertaken in a climate of economic uncertainty, with continuing high levels of inflation and labour costs in Australia. This both directly and indirectly impacts the costs to City of Darwin to deliver these services and estimations based on the nature and type of service have been included in the budget to ensure continued quality service delivery.

To find efficiencies and savings to help offset the expected rise in costs, Council has reviewed each individual program, and increased the budget only where it is deemed justifiable and has applied an employee vacancy factor of 1.5 per cent across City of Darwin to account for usual staff turnover.

City of Darwin has also assumed that demand for its 'user pay' services, with particular reference to city parking and waste disposal at Shoal Bay Waste Management Facility, remains consistent with the current trends, resulting in a decrease in expected waste tonnage into Shoal Bay as waste diversion tactics are improving.

As economic conditions remain uncertain for 2024/25, City of Darwin will be vigilant in reviewing actual expenses incurred closely against this budget and make necessary amendments and any required rectification actions as needed to ensure continued responsible financial management of community assets and services.



# OUR RATING STRATEGY

## Rating strategies

City of Darwin has adopted a rating strategy covering the 2024/25 financial year with the goals of:

- Delivering projects and services within a financially sustainable framework
- Serving community needs and expectations in delivering priority capital works
- Setting out the principles considered by Council in deciding on the mix of rates and annual charges
- Consideration of future Councils' needs to fund ongoing maintenance, replacement and rehabilitation.

## Rating principles

Council's rate setting and charging structure are based on the following principles:

- **Equity:** defined as broad based and reasonable stakeholder acceptance of each rate or charge structure, derived from a balance of the principles and user pays versus capacity to pay (or deemed capacity to pay) on a case-by-case basis.
- **Effectiveness / efficiency:** defined as meeting the financial, cultural, social, economic, environmental or other corporate objectives of the Council as stated in its long-term plans or policies.
- **Simplicity:** to ensure widespread community of stakeholders understanding and minimise perceived inequities and hidden costs of a complex system.
- **Sustainability:** revenue decisions support the financial strategies for the delivery of infrastructure and services identified in Council's long-term planning

## Rates inclusions

In collating and refining the budget, Council is supported by the CEO and finance team in a series of workshops over many months to:

- Examine the social context of the community, its needs, priorities and expectations
- Discuss the economic context of its ratepayer base and business community
- Consider NT Government Department of Treasury and Finance public economic outlook
- Gain an awareness of the Long Term Financial Plan
- Consider and align to future plans of other tiers of government including their estimates for population growth
- Review the mix of services, capital works and other priority initiatives it wants to deliver for the coming year. Together, these elements are considered to arrive at a final program to be funded from rates.

Throughout the year a regime of monthly and quarterly financial reporting which includes cashflow and debtor trends is provided to Council. Carry forward recommendations from officers and a budget variations process include the formal adoption of changes by Council.

Together these transparent governance practices stimulate regular conversations relating to the social and economic effects of the budgeted rating strategy.

# RATES AND CHARGES

## Rates and charges by major category

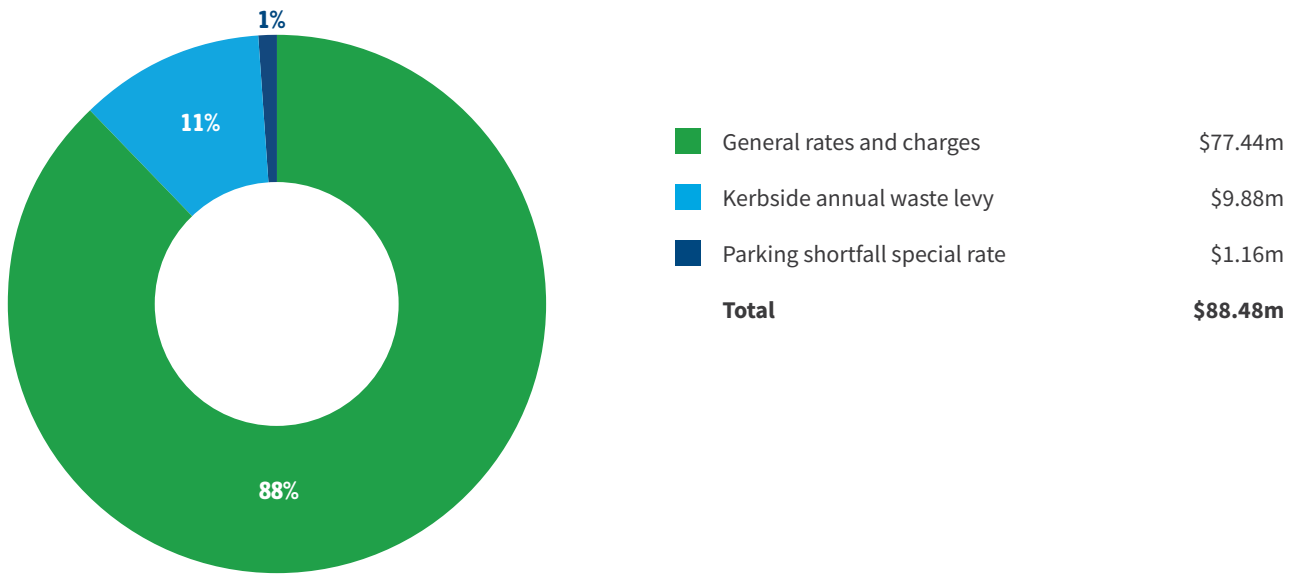


Figure 4 Rates and charges by major category

Table 5 Rates and charges by major category

The Northern Territory Valuer General undertakes valuations every three years and the 2024/25 budget year is the first year of the new land valuation cycle. The changes in valuation do not increase the rate pool, but they do redistribute it across the municipality based on the unimproved capital value of the property. An increase or decrease in valuation does not automatically mean a corresponding change in a property’s rate, as it depends on a change of valuation relative to the whole municipality for similarly zoned properties.

For the 2024/25 financial year, City of Darwin proposes to increase the revenue generated by general rates by four per cent, which is below the current CPI rate. City of Darwin is not immune to the effects of inflation and has experienced significant cost increases to its services, however Council is mindful of the challenges of the wider community and has taken a measured approach to the increase, carefully weighing up the cost to the community against the benefit of the services to the community.

The general rates on the average valued single dwelling property are expected to be \$1,862.61 or \$35.82 per week. This is an increase of \$1.35 per week compared to the 2023/24 financial year.

The kerbside garbage collection charge increase reflects the cost of collection and contributes towards the current and future costs of operating, maintaining and rehabilitating the Shoal Bay Waste Management Facility. It has been proposed to meet these costs by increasing the levy by \$16.68 per annum to \$350.36, or an increase of \$0.32 per week.

Combining both the rates and the annual waste levy, an average valued single dwelling property can expect to pay \$2,212.97 per annum, or \$42.56 per week. An increase of just \$1.67 per week compared to the 2023/24 financial year.



Town planning zone	Code	Indicative minimum rate	Indicative rate in the dollar	\$000'S estimated income 24-25
Single dwelling residential; rural residential; rural living; rural	LR; RR; RL; R	\$1,354	0.00576553	\$27,589
Multiple dwelling residential; medium dwelling residential; high density residential	MR; LMR; HR	\$1,422	0.00576553	\$18,107
Central business	CB	\$1,715	0.00781544	\$15,110
Future development; specific use; community purposes; restricted development; utilities; community living	FD; SU; CP; RD; U; CL	\$1,422	0.00576553	\$6,654
Tourist commercial; heritage	TC; HT	\$1,412	0.00572582	\$507
Commercial; service commercial	C; SC	\$1,412	0.00739859	\$3,382
Major shopping centres (equal to or greater than 40,000m <sup>2</sup> )		\$1,412	0.01249914	\$516
Caravan parks	CV	\$1,354	0.00419988	\$49
Public open space; conservation	PS; CN	\$1,412	0.01139184	\$19
Organised recreation	OR	\$560	0.00583816	\$511
General industry; developmen	GI; DV	\$1,412	0.00466929	\$2,891
Light industry	LI	\$1,412	0.00537579	\$1,435
GI special minimum	GI special minimum	\$352	0.00466929	\$98
Other rates				\$582
Estimated general rate income 24/25				\$77,450
Rate waivers				-\$10
<b>Total estimated general rate income 24/25</b>				<b>\$77,440</b>

Example based on average unimproved capital value for a single dwelling residential property	2023/2024 \$	2024/2025 \$	\$ Increase	% Increase
General rates per year	1,792.46	1,862.61	70.15	4
General rates per week	34.47	35.82	1.35	4
Annual kerbside garbage collection and recycling service	333.68	350.36	16.68	5
Combined rates and kerbside waste collection	2,126.14	2,212.97	86.83	4
Combined amount per week	40.89	42.56	1.67	4

## General rates

A differential general rate shall be levied on all rateable properties based on the unimproved capital value (UCV) of the land falling within the above Town Planning Zones under the Northern Territory Planning Scheme as referred to in the *Planning Act 1999*.

## Other rates

The municipal parking rate is assessed and levied in accordance with the *Local Government (General) Regulations 2021*.

The municipal parking rate may be levied on all land within Central Darwin as defined in Part 4 of the Regulations and as published in the parking usage schedule, available for inspection at City of Darwin's offices.

The proceeds of the municipal parking rate are used for the provision, operation and maintenance of land, facilities, services and improvements in relation to the parking of vehicles in Central Darwin.

## Waste management charges

City of Darwin residents are provided with domestic waste and recycling collection services, the annual pre-cyclone clean up and free disposal of domestic quantities of household waste (up to 200kg per load) in a non-commercial vehicle via Shoal Bay Waste Management Facility access tags.

Both the domestic and commercial waste management fees for 2024/25 are published in the Fees and Charges booklet, and in the back of the Municipal Plan.

Waste management charges support both operational costs and the significant capital investments that support environmental compliance and long-term sustainability of Shoal Bay Waste Management Facility.

## A. Annual budget income and expenditure

Annual budget income and expenditure	Budget 2024/25 \$'000	Original budget 2023/24 \$'000
<b>Operating income</b>		
Rates	78,596	75,118
Charges	9,876	9,406
Statutory charges	2,539	2,338
User fees and charges	28,337	29,532
Operating grants and subsidies	6,551	6,116
Interest/investment income	3,513	3,104
Commercial and other income	2,377	2,151
<b>Total income</b>	<b>131,790</b>	<b>127,765</b>
<b>Operating expenses</b>		
Employee expenses	42,535	40,560
Materials, contracts and services	61,147	61,477
Elected member allowances	800	795
Elected member expenses	12	64
Council committee allowances	10	10
Depreciation, amortisation and impairment	32,524	32,425
Interest expenses	3,722	3,948
<b>Total expenses</b>	<b>140,751</b>	<b>139,279</b>
<b>Budgeted operating surplus/ (deficit)</b>	<b>(8,961)</b>	<b>(11,514)</b>

\* Numbers in statements may include minor rounding differences

## B. Annual budget operating position

Annual budget operating position	Budget 2024/25 \$'000	Adopted budget 2023/24 \$'000
Operating result from income statement	(8,961)	(11,514)
<b>From operating activities</b>		
Add back other non cash items	1,402	904
Add back depreciation (non cash)	32,524	32,425
<b>Total non cash items</b>	<b>33,926</b>	<b>33,329</b>
<b>Less additional outflows</b>		
Capital expenditure	(61,054)	(19,020)
Repayment of borrowings and advances	(4,422)	(5,614)
<b>Total additional outflows</b>	<b>(65,476)</b>	<b>(24,634)</b>
<b>Add additional inflows</b>		
Receipts:		
Capital grant and contribution income	3,500	952
Sale of infrastructure, property, plant and equipment	500	500
Net transfers from (-to) reserves	36,511	1,367
<b>Total additional inflows</b>	<b>40,511</b>	<b>2,819</b>
<b>Net budgeted operating position</b>	<b>0</b>	<b>0</b>

\*Numbers in statements may include minor rounding differences

## C. Budgeted statement of financial position

Budgeted statement of financial position As at 30 June 2025	Budget 30/6/2025 \$'000	Audited 30/6/2023 \$'000
<b>Current assets</b>		
Cash and investments – unrestricted	17,482	31,502
Cash and investments – externally restricted	19,753	37,297
Cash and investments – internally restricted	11,829	56,229
Trade and other receivables	15,770	14,372
Inventories	300	267
<b>Total current assets</b>	<b>65,134</b>	<b>139,667</b>
<b>Non current assets</b>		
Infrastructure, property, plant and equipment	1,293,686	1,252,204
<b>Total non current assets</b>	<b>1,293,686</b>	<b>1,252,204</b>
<b>Total assets</b>	<b>1,358,819</b>	<b>1,391,871</b>
<b>Current liabilities</b>		
Trade and other payables	21,438	22,904
Borrowings	4,974	4,897
Provisions	7,583	7,079
Lease liabilities	979	922
<b>Total current liabilities</b>	<b>34,973</b>	<b>35,802</b>
<b>Non current liabilities</b>		
Trade and other payables	-	12
Borrowings	46,925	57,821
Provisions	56,784	54,401
Lease liabilities	571	2,411
<b>Total non current liabilities</b>	<b>104,279</b>	<b>114,645</b>
<b>Total liabilities</b>	<b>139,252</b>	<b>150,447</b>
<b>Net assets</b>	<b>1,219,567</b>	<b>1,241,424</b>
<b>Equity</b>		
Accumulated surplus	325,857	285,770
Asset revaluation reserve	862,128	862,128
Other reserves	31,582	93,526
<b>Total equity</b>	<b>1,219,567</b>	<b>1,241,424</b>

\* Numbers in statements may include minor rounding differences

## D. Budgeted statement of reserves

Externally restricted reserves \$000 for the year ended 30 June 2025	Opening balance budget \$	Transfers to ( - from ) \$	Closing balance budget \$
CBD carparking shortfall – developer cont.	14,101,292	-11,675,948	2,425,344
CBD carparking shortfall – rate levy	17,066,551	-12,406,345	4,660,206
Developer contributions	1,758,131	83,565	1,841,696
Highway/commercial carparking shortfall	55,103	2,204	57,307
Market site development	593,270	66,283	659,553
Other carparking shortfall	402,034	16,081	418,115
Unspent grants	10,195	0	10,195
Waste management	588,871	2,679,453	3,268,324
Waste remediation	4,770,123	1,642,000	6,412,123
<b>Total externally restricted reserves</b>	<b>39,345,570</b>	<b>-19,592,707</b>	<b>19,752,863</b>

Internally restricted reserves \$000	Opening balance budget \$	Transfers to ( - from ) \$	Closing balance budget \$
Asset replacement and refurbishment	4,219,540	-660,837	3,558,703
Carry forward	1,145,000	-900,000	245,000
Disaster contingency	2,404,428	120,221	2,524,649
Election expense	348,490	130,000	478,490
Environmental	44,164	0	44,164
IT strategy	1,206,485	0	1,206,485
Nightcliff community hall	115,803	-115,803	0
Off and on street carparking	136,112	579,834	715,946
Plant and vehicle replacement	4,556,883	-1,671,863	2,885,020
Public art	470,911	-300,000	170,911
Sale of land	14,100,000	-14,100,000	0
<b>Total internally restricted reserves</b>	<b>28,747,817</b>	<b>-16,918,447</b>	<b>11,829,369</b>
<b>Total all reserves \$</b>	<b>68,093,387</b>	<b>-36,511,154</b>	<b>31,582,232</b>

1. Opening balance as at 2nd budget review 2023/24 with known/pending adjustments

2. Reserves with nil budgeted balances and movements are not listed

3. Numbers in statements may include minor rounding differences

The purpose of reserve funds in general is to:

- Ensure, where applicable, that funds are held separately and only utilised for the proper legal purposes. The main examples of such funds are developer contributions for specific purposes.
- To assist the Council to avoid sudden changes in rates and enable a stable pricing path throughout its long-term financial plans.
- To provide a contingency or provision for unexpected events such as natural disasters, cyclones or events that are likely to take place but cannot be predicted reliably into any particular year.

The opening balances in 2024/25 Budgeted Statement of reserves are projected as at 30/06/2024.

Only those reserves with an anticipated opening balance above zero or known movements to occur are included in the 2024/25 budget. As outlined in Council Policy 3010.100.E.R Financial Reserve Policy, reserves may be deactivated and reactivated from time to time where there is a nil balance or a Council resolution.

## E. Budgeted statement of external borrowing

Statement of external borrowing for the year ending 30 June 2024	\$000's
<b>Loans</b>	
Opening balance	56,321
Principal repayments	4,422
Closing balance	51,899

## Table of internal loans

Loans by function/service											1/7/2024	30/6/2025
Name	Original amount \$	Date borrowed	Term/yrs	Interest rate	No. Repymts PA	P+I \$ 2024/25	Reserve lent from	Purpose	Opening balance \$	Principal raised	Principal repaid \$	Closing balance \$
IL1 2015 (set)	1,000,000	30/6/2015	10.0	2.90%	4	86,670	ARR	Waste	85,428	0	85,428	0
IL2 2015 (set)	1,164,115	30/6/2015	10.0	2.90%	4	134,524	Parking	Waste	132,121	0	132,121	0
IL4 2017 (set)	4,000,000	30/6/2017	10.0	2.90%	4	462,238	Parking	Waste	1,323,516	0	428,487	895,029
IL5 2017 (set)	227,000	30/6/2017	15.0	2.90%	4	18,717	ARR	Waste	133,204	0	15,016	118,188
IL10 2022 (set)	1,000,000	30/6/2022	2.0	0.75%	4		Plant	Waste	0	0	0	0
IL11 2023 (set)	1,500,000	30/6/2023	3.0	0.00%	4	500,000	Waste R	Waste	1,000,000	0	500,000	500,000
IL12 2023 (set)	500,000	30/6/2023	1.0	0.00%	4		ARR	Waste	0	0	0	0
<b>Total internal loans to waste facility</b>	<b>9,391,115</b>					<b>1,202,148</b>			<b>2,674,270</b>	<b>0</b>	<b>1,161,052</b>	<b>1,513,217</b>
<b>IL3 2016 nightcliff café (set)</b>	<b>1,442,437</b>	30/6/2016	17.0	2.90%	4	<b>107,777</b>	ARR	NC Café	<b>851,045</b>	0	84,005	<b>767,039</b>
<b>IL9 2022 parklets</b>	<b>210,000</b>	30/6/2022	3.0	0.00%	4	<b>0</b>	Plant	Parklets	<b>250,000</b>	0	0	<b>250,000</b>
<b>Grand total internal loans</b>	<b>11,043,552</b>					<b>1,309,926</b>			<b>3,775,314</b>	<b>0</b>	<b>1,245,057</b>	<b>2,530,257</b>
<b>Summary of loans by lending reserve</b>												
Asset replacement and refurbishment (ARR)						213,163			1,069,677	0	184,449	885,228
Off and on street parking (parking)						596,762			1,455,637	0	560,608	895,029
Plant replacement (plant)						0			250,000	0	0	250,000
Waste remediation (waste R)						500,000			1,000,000	0	500,000	500,000
<b>Grand total internal loans</b>						<b>1,309,926</b>			<b>3,775,314</b>	<b>0</b>	<b>1,245,057</b>	<b>2,530,257</b>

\* All above internal loans are based on four quarterly repayments per annum



## F. Capital expenditure by funding

Asset category	2024-25 financial year	2025-26 financial year	2026-27 financial year	2027-28 financial year	2028-29 financial year
Buildings and structure	15,233,750	3,614,919	639,516	665,096	685,049
Environmental	347,000	353,615	359,760	366,150	371,134
Plant and equipment	3,336,000	2,351,120	2,365,165	2,379,771	2,391,165
Public art	768,000	175,560	182,582	189,886	195,582
Parks, playgrounds and reserves	3,434,000	1,554,480	2,610,659	4,269,086	1,714,658
Roads and pathways	8,142,250	5,267,551	5,458,253	5,656,583	11,811,281
Stormwater infrastructure	2,037,500	1,920,188	1,996,995	2,076,875	2,139,181
Street and public lighting	840,000	877,800	912,912	949,428	977,911
Parking infrastructure	26,000,000	-	-	-	-
Waste management	915,000	6,715,000	35,610,000	320,000	3,153,000
<b>Grand total</b>	<b>61,053,500</b>	<b>22,830,233</b>	<b>50,135,842</b>	<b>16,872,875</b>	<b>23,438,962</b>
<b>Total capital expenditure funded by:</b>					
Operational income	10,996,697	13,254,233	12,525,842	13,222,875	11,481,962
Capital grants and contributions	3,500,000	-	6,000,000	-	6,000,000
Transfers from reserves	46,556,803	3,576,000	9,760,000	3,650,000	5,957,000
Borrowings	-	6,000,000	21,850,000	-	-
<b>Grand total</b>	<b>61,053,500</b>	<b>22,830,233</b>	<b>50,135,842</b>	<b>16,872,875</b>	<b>23,438,962</b>

\* Data sourced from the Long Term Financial Plan plus any known variations

\* Projected borrowings require ministerial approval

## G. Planned Major Capital Works and Projected Costing

Class of Assets	By Major Capital Project*	Total Prior Year(s) Actuals**	Previous Allocated Budget (\$)^	2024-25 Financial Year Budget	2025-26 Financial Year Budget	2026-27 Financial Year Budget	2027-28 Financial Year Budget	2027-29 Financial Year Budget	Total Planned Budget \$(G=A+B+C+D+E+F)	Expected Project Completion Date
Buildings	Casuarina Aquatic and Leisure Centre	24,942,541	27,233,111						27,233,111	31/8/2024
Waste Management	Shoal Bay – Stage 2 Expansion^	130,895	12,000,000						12,000,000	30/6/2026
Buildings	Civic Centre Redevelopment	570,491	500,000	14,100,000					14,600,000	30/6/2027
Parking	Civic Centre Parking			12,000,000					12,000,000	30/6/2027
Parking	Additional Parking			14,000,000					14,000,000	30/6/2027
Waste Management	Cell 7 Development				8,150,000				8,150,000	30/6/2028
Waste Management	Material Sorting Facility				13,100,000				13,100,000	30/6/2028
Waste Management	Cell Capping and Remediation				7,760,000				7,760,000	30/6/2028
Roads and Pathways	Dinah Beach Road Upgrade							6,000,000	6,000,000	30/6/2030
<b>TOTAL</b>		<b>25,643,927</b>	<b>39,733,111</b>	<b>40,100,000</b>	<b>0</b>	<b>29,010,000</b>	<b>0</b>	<b>6,000,000</b>	<b>114,843,111</b>	

\*Actuals information correct as at February 2024

\*\*Previous allocated budget includes original budgets, any amendments to the project budget but excludes transfers to carryover reserves.

^ Project to be undertaken in two phases. Phase 1 is expected to be undertaken in 2023-24, and Phase 2 in 2025-26.

# 2024/25 ANNUAL BUDGET KPIS

## Budgeted financial key performance indicators (KPIs)

% of rate debtors outstanding	Target	Actual 2022/23	Budget 2023/24	Budget 2024/25
	<5%	5.8%	6.6%	6.3%

This indicator is designed to measure Council's effectiveness in recovering debts legally owed to it.

Debt servicing ratio	Target	Actual 2022/23	Budget 2023/24	Budget 2024/25
	<10%	3.8%	6.8%	5.1%

This indicator is designed to show what proportion of revenue is required as a commitment to fund Council's loan repayments. Finance costs excludes interest expense of unwinding Waste remediation liabilities as a non cash item.

Liquidity ratio – unrestricted	Target	Actual 2022/23	Budget 2023/24	Budget 2024/25
	≥1.50	2.86	2.16	1.3

This indicator is designed to measure whether Council has the ability to pay its debts as they fall due expressed as a factor of one; (current assets minus externally restricted reserves)/current liabilities.

Rates ratio	Target	Actual 2022/23	Budget 2023/24	Budget 2024/25
	60%-70%	61.1%	60.7%	62.9%

This indicator is designed to measure Council's ability to cover its day to day expenses through its own tax/rates and annual charges.

Operating surplus/(deficit)	Target	Actual 2022/23	Budget 2023/24	Budget 2024/25
	Break-even	(\$13.10M)	(\$11.51M)	(\$8.96M)

This indicator is designed to provide information on the result of ordinary operations including depreciation, which is a non cash expense. Council does not fund depreciation rather it funds the capital expenditure program.

Operating surplus before depreciation	Target	Actual 2022/23	Budget 2023/24	Budget 2024/25
	\$25M - \$35M	\$22.2M	\$20.9M	\$23.6M

This indicator is designed to provide information on the result of ordinary operations before depreciation, which is a non cash expense. Excluding depreciation gives the amount of operating income over and above operating expenses that is available to fund capital expenditure.

Asset sustainability ratio*	Target	Actual 2022/23	Budget 2023/24	Budget 2024/25
	100%	40.3%	33.3%	38.6%

This indicator is designed to indicate the extent to which Council is renewing its assets. A ratio of 100% or more indicates that Council spends at least the amount of depreciation each year on renewing assets. Depreciation is an annual estimated consumption that does not necessarily reflect the renewal spend actually required each year. Council is currently updating the asset management plans which will provide the appropriate annual renewal targets. Depreciation in the calculation excludes Right of Use assets.

\* The asset sustainability ratio for 2024/25 may be higher, following designs for the Civic Centre and carparking project where it is clearer identified what would be considered a new asset as opposed to a replacement.

\*Targets are as per the Long Term Financial Plan 2023-2033 and City of Darwin's borrowing policy

# APPENDIX A – INDEX OF TABLES AND FIGURES

## Tables

Table 1 2024/25 Elected Member allowances	21
Table 2 2024/25 operating income (excluding income for capital purposes)	38
Table 3 2024/25 operating expenses	40
Table 4 capital works by asset category	41
Table 5 rates and charges by major category	48

## Figures

Figure 1 2024/25 operating income (excluding income for capital purposes)	38
Figure 2 2024/25 operating expenses	40
Figure 3 capital works by asset category	41
Figure 4 rates and charges by major category	48





# ABOUT THIS MUNICIPAL PLAN

Each year the Municipal Plan is developed by Councillors under the leadership of the Lord Mayor. It establishes the strategic direction, resourcing, funds available and income streams for the coming year to deliver programs, projects and actions that work towards achieving the 2030 vision.

It is Council's commitment to the community, Minister and Agency about the annual strategic resourcing decisions it has decided as the next steps towards achieving the adopted long term strategy, Darwin 2030: City for People. City of Colour.

Harry Chan Avenue  
GPO Box 84 Darwin NT 0801

For enquiries phone us from  
8am – 5pm on 8930 0300  
or email [darwin@darwin.nt.gov.au](mailto:darwin@darwin.nt.gov.au)


**DARWIN.NT.GOV.AU**



CITY OF DARWIN

# FEES AND CHARGES

2024/2025



Effective 1 July 2024



# CONTENTS

<b>General conditions</b>	<b>66</b>	<b>Car parking – on street</b>	<b>77</b>
Fees	66	Metered on street car parking within CBD	77
Not-for-profit organisations	66	Parking exemption	77
Pensioner concessions	66	Temporary parking bay hire for construction/service repair purposes	78
Indemnity	66	Miscellaneous	78
Credit card surcharge	66	Tourism bus bay permit	78
Responsibility for damage to City of Darwin property	67		
Seasonal oval allocations	67	<b>Cemetery charges</b>	<b>79</b>
Single use plastics	67	Cemetery charges	79
		Memorial niche wall	79
<b>Administration fees</b>	<b>68</b>	Memorials	80
Assessment record inspection fee	68	Infant subsidy	80
Rate search	68		
Dishonoured cheque/direct debit	69	<b>Community centres charges</b>	<b>82</b>
Preparation of licence and agreement conditions	69	Community centres	82
Research and/or retrieval of City of Darwin records	69		
Cancellation of hire of City of Darwin facilities and resources	69	<b>Conduct business in a public place</b>	<b>83</b>
Interest on overdue debtor accounts	69	Conduct business in a public place – permit	83
		Filming in a public place – permit	83
<b>Applications under Freedom of Information</b>	<b>70</b>	Street food vending permit	83
Personal information	70		
Non-personal information	70	<b>Dog/cat fees and charges</b>	<b>84</b>
Other services	71	Registration	84
Deposit for processing fees	71	Concessions (including TPI Gold Card holders)	84
		Licence fees – annually	85
<b>Advertising signs</b>	<b>72</b>	Miscellaneous	85
Signs on public land that require a permit	72	Impounding	85
Miscellaneous signs	72		
		<b>Libraries</b>	<b>86</b>
<b>Bins – additional domestic service</b>	<b>73</b>	Library meeting rooms	86
Bins – additional domestic service	73	Inter-library loan	86
Bins – return collection service	73	Library replacement items	87
<b>Car parking – off-street</b>	<b>74</b>	<b>Outdoor trading permit</b>	<b>88</b>
Conditions of parking	75	Outdoor trading – charged per annum	88
		Mini bus locations	88
<b>Car parking areas – alternative uses</b>	<b>76</b>	Miscellaneous permits	88



<b>Outdoor venue hire and events</b>	<b>89</b>	<b>Private works (within road reserve and development)</b>	<b>99</b>
Small and low risk events – outdoor venue hire	89	Works within public open spaces	99
Comprehensive events	89	Construction charges	99
Gardens Oval complex	90	Development permits which include assessment and plan approvals	99
Gardens Amphitheatre	90	Assessment and approval of subdivisions	100
Outdoor fitness classes – annual permit	91	Assessment and approval of traffic management plans	100
Outdoor fitness classes – half year permit	91	Display goods on public land (commercial)	100
Outdoor fitness classes – monthly permit	91		
Event equipment hire	91	<b>Sporting ovals</b>	<b>101</b>
Other venue hire	91	Sporting grounds, ovals	101
		Gardens Oval building hire	101
<b>Parap Recreation Facility</b>	<b>92</b>	Gardens Oval complex	101
Parap Recreational Facility	92	Regional ovals (Gardens Oval One)	101
		District and local (Gardens Oval Two and all other ovals)	102
<b>Parks</b>	<b>92</b>	Oval toilet keys	103
After hours callouts	92	Sporting ovals signage	103
Memorials	92	Sports field lighting	103
<b>Public swimming pools</b>	<b>93</b>	<b>Tennis courts</b>	<b>104</b>
City of Darwin operated public pools	93		
General hire	94	<b>Trees, shrubs</b>	<b>104</b>
Water sports associations	94	Valuation of stolen/damaged trees, shrubs	104
Royal Life Saving Society	94	Street trees and trees in parks	104
		Shrubs	104
<b>Regulatory services</b>	<b>95</b>	Palms, cycads	104
Untidy allotments	95		
Miscellaneous	95	<b>Waste disposal – Shoal Bay</b>	<b>105</b>
		Domestic access	105
<b>Regulatory services court costs</b>	<b>96</b>	Commercial	106
Complaint and summons	96		
		<b>Private works</b>	<b>97</b>
<b>Private works</b>	<b>97</b>	Works permit application fee	97
Works permit application fee	97	Inspections for proposed works as a condition of works permits	97
Inspections for proposed works as a condition of works permits	97	Works within road reserve	97
Works within road reserve	97	Works within road reserve	98
Works within road reserve	98		

The following general conditions apply to all City of Darwin fees and charges.

# GENERAL CONDITIONS

## Fees

Within this document facility hire states three levels of fees.

These are:

- the full fee payable,
- the concessional fee for regular weekday use by not-for-profit community organisations, and
- a concessional fee for either one-off events on Friday evenings or weekends, or events which span more than the sessional use specified.

Not-for-profit organisations' requests for concession fees to be negotiated must be in writing.

## Not-for-profit organisations

The definition for eligibility for concession fees is:

A self-help group (not operated by commercial interests and stated as not-for-profit by statutory declaration), or a not-for-profit community organisation (incorporated under the Associations Incorporations Act).

## Pensioner concessions

Some fees and charges within this document allow a concession for pensioners. All people seeking such concession must provide appropriate proof of eligibility, such as a Commonwealth Health Care Card, or a Northern Territory Pensioner Concession Card.

## Indemnity

Organisations hiring City of Darwin facilities are required to have public liability insurance cover.

Groups and individuals without their own public liability insurance must be aware that City of Darwin will not be held liable for any accident occurring through the actions or negligence of group members or guests.

## Credit card surcharge

City of Darwin may impose a surcharge of 0.4% on payments made using a credit card.

# GENERAL CONDITIONS (cont'd...)

## Responsibility for damage to City of Darwin property

The cost of damage to City of Darwin property will be recovered from the party responsible. In the case of hire of City of Darwin property, the hirer will be held responsible and in the case of a permit/licence, the permit/licence holder will be held responsible.

The cost of repairs will be calculated as the:

- Actual invoiced cost to City of Darwin of materials and services used plus cost of City of Darwin labour, plant and stores used, including overheads.
- Total cost to be recovered will be the costs above plus 15%.

## Seasonal oval allocations

City of Darwin ovals are made available for sporting organisations to use for wet and dry season competition, training and pre-season use.

- Seasons:            wet season 1 October to 31 March  
                          dry season 1 April to 30 September

In the first instance City of Darwin allocates ovals through peak sporting bodies so that they may then arrange club fixtures.

The definition of a peak sporting body is:

- An organisation representing the interests of those involved in the nominated sport and one affiliated with a national body that recognises the peak body for the sport in the NT.
- A peak body will also be registered as an incorporated body with the Department of Territory Families, Housing and Communities and hold a current public liability insurance policy.

## Single use plastics

In January 2019, City of Darwin implemented a ban on all single use plastics at City of Darwin events and events held on City of Darwin land including markets. These changes have been implemented to reduce the amount of single use plastic used and protect Darwin's unique environment.

The ban on single use plastics relates to all City of Darwin permits and leases and these were updated from 1 January 2019 to reflect this change. Further information on how to conduct an event without single use plastics is available at [www.darwin.nt.gov.au](http://www.darwin.nt.gov.au)

✘ = Item is exempt from GST per ATO Division 81.

Amounts in **BOLD** indicate GST is applicable and has been included

# ADMINISTRATION FEES

## Assessment record inspection fee

Section 230(4) of the *Local Government Act 2019 (NT)* states that any person with sufficient interest is entitled to inspect or copy the Assessment Record, when the City of Darwin office is open to the public, at a fee fixed by the Council.

Section 230(6) provides circumstances where the inspection can be free of charge.

Assessment record inspection	2024/2025 Including GST \$
Assessment record inspection	21.00

## Rate search

Written confirmation will only be supplied upon receipt of the fee together with a written request.

Rate search	2024/2025 Including GST \$
Rate search – per property	
• one business day prior notice	63.00 ✕
• urgent same day request	121.00 ✕
Reprint of rate notice – per copy	
• current rating year	<b>11.00</b>
• prior rating years	<b>30.00</b>
Provision of written confirmation by facsimile, email or post – per request	<b>26.00</b>

✕ = Item is exempt from GST per ATO Division 81.

Amounts in **BOLD** indicate GST is applicable and has been included

# ADMINISTRATION FEES (cont'd...)


Dishonoured cheque/direct debit	2024/2025 Including GST
	\$
Administration fee – per instance	<b>45.00</b>
<hr/>	
Preparation of licence and agreement conditions	2024/2025 Including GST
	\$
Prepared by external solicitor	<b>Solicitor's and disbursement costs*</b>
*Depending on the nature, some disbursements may be GST free	
Prepared in-house	<b>350.00</b>
<hr/>	
Research and/or retrieval of City of Darwin records	2024/2025 Including GST
	\$
To conduct research of City of Darwin records where, due to the nature of the research and/or staff time involved, other published charges are inadequate, charge is on a per staff member/ hour charge or part thereof. Archive retrieval costs are additional	<b>Actual cost at hourly rate +15%</b>
<hr/>	
Cancellation of hire of City of Darwin facilities and resources	2024/2025 Including GST
	\$
Cancellation of hire of City of Darwin facilities (If notification is received less than two weeks prior to date of hire)	<b>32.00</b>
Permit administration fee (per amendment, in excess of one initial change for one-off bookings, or in excess of five changes for ongoing bookings)	<b>32.00</b>
<hr/>	
Interest on overdue debtor accounts	2024/2025 Including GST
	\$
Charged on debtor account balances overdue in excess of 30 days, if no default rate otherwise specified in debt creation documentation	18.0% pa ✘

✘ = Item is exempt from GST per ATO Division 81.

Amounts in **BOLD** indicate GST is applicable and has been included

# APPLICATIONS UNDER FREEDOM OF INFORMATION

Personal information	2024/2025 Including GST \$
Application fee	Free <b>X</b>
Supervised inspection	
• first 2 hours	Free <b>X</b>
• for every hour or part of an hour after 2 hours	25.00 <b>X</b>
Non-personal information	2024/2025 Including GST \$
Application fee	30.00 <b>X</b>
Searching and decision making (per hour)	25.00 <b>X</b>
Retrieval from storage	Actual cost <b>X</b>
Supervised inspection (for every hour or part of an hour)	25.00 <b>X</b>
Application fee for combined personal and non-personal Information	30.00 <b>X</b>



**X** = Item is exempt from GST per ATO Division 81.

Amounts in **BOLD** indicate GST is applicable and has been included

# APPLICATIONS UNDER FREEDOM OF INFORMATION (cont'd...)

Other services	2024/2025 Including GST \$
Packaging materials for delivering or posting articles	Actual cost <b>×</b>
Delivery or postage charges	Actual cost <b>×</b>
Retrieval from storage	Actual cost <b>×</b>
Photocopies of documentation	
• Per page of black and white A4 paper	0.20 <b>×</b>
• Other	Actual cost <b>×</b>
Copies of disks, films or tapes, written transcripts, other services to enable the applicant to physically access information, hiring out equipment or facilities to enable applicant to view or listen to disk, film or tape	Actual cost <b>×</b>
Operating equipment to copy disk, film or tape or to enable applicant to view or listen to disk, film or tape (per hour or part of an hour)	25.00 <b>×</b>
Deposit for processing fees	2024/2025 Including GST \$
If the processing fee is estimated to be greater than \$25 and less than \$100	25.00 <b>×</b>
If the processing fee is estimated to be more than \$100	50% of the estimate <b>×</b>

**×** = Item is exempt from GST per ATO Division 81.

Amounts in **BOLD** indicate GST is applicable and has been included

# ADVERTISING SIGNS

Signs on public land that require a permit	2024/2025 Including GST \$
Application fee	180.00 ✕
Removal, custody and release fee for unauthorised movable signs	<b>170.00</b>
Removal, custody and release fee for unauthorised fixed sign	<b>170.00</b> In addition to <b>Costs (+15%) incurred</b>
Public land minimum rate per year <b>OR</b>	180.00 ✕
Rate per square metre (whichever is greater) per year	70.00 ✕

**Note:** Specifications and requirements available from City of Darwin.

Miscellaneous signs	2024/2025 Including GST \$
<b>Banner sites</b>	
Permit fee per week	
• commercial	205.00 ✕
• not-for-profit organisation	65.00 ✕
• release fee for unauthorised banners (By-law 202)	<b>165.00</b>
Street light banners – per banner (includes costs to erect, maintain, and remove)	<b>168.00</b>

✕ = Item is exempt from GST per ATO Division 81.

Amounts in **BOLD** indicate GST is applicable and has been included



# BINS – ADDITIONAL DOMESTIC SERVICE

Bins – additional domestic service	2024/2025 Including GST \$
240 litre garbage bin – kerbside service – per annum	<b>590.00</b>
240 litre recycling bin – kerbside service – per annum	<b>135.00</b>
240 litre garbage bin – manual service – per annum	<b>655.00</b>
240 litre recycling bin – manual service – per annum	<b>480.00</b>
1,100 litre garbage bin – per annum	<b>2725.00</b>
1,100 litre recycling bin – per annum	<b>1955.00</b>

Bins – return collection service	2024/2025 Including GST \$
Return collection service	<b>35.00</b>

## Note

For strata titled units additional services costs will be invoiced annually directly to the body corporate. The body corporate will distribute additional waste service expenses equally among all owners of a development through the body corporate fees. Additional services costs for non-strata titled units will be charged annually in conjunction with the municipal rates and charges, appearing on the annual notice of rates and charges.

✗ = Item is exempt from GST per ATO Division 81.

Amounts in **BOLD** indicate GST is applicable and has been included

# CAR PARKING – OFF-STREET

Off street car parking	2024/2025 Including GST \$
<b>Permit parking – annual</b>	
West Lane – 12 month permit	<b>180.00/month</b>
Dragonfly – 12 month permit	<b>125.00/month</b>
Nichols Pl, Darwin Oval – 12 month permit	<b>95.00/month</b>
Mitchell/Daly St – 12 month permit	<b>60.00/month</b>
<b>Permit parking – quarterly</b>	
West Lane – quarterly permit	<b>200.00/month</b>
Dragonfly – quarterly permit	<b>140.00/month</b>
Nichols Pl, Darwin Oval – quarterly permit	<b>105.00/month</b>
Mitchell/Daly St – quarterly permit	<b>65.00/month</b>
<b>All day parking</b>	
Early bird – Monday to Friday, park and pay before 9.00am – West Lane	<b>10.00 per day</b>
Early Bird – Monday to Friday, park and pay before 9.00am – Dragonfly	<b>7.00 per day</b>
Nichols Pl, McLachlan St, Darwin Oval	<b>5.30 per day</b>
McMinn St, Mitchell St, Woods/Daly St, Daly/Mitchell St	<b>5.00 per day</b>
<b>Casual parking</b> (Monday to Friday per hour – up to 7 hours or pro rata)	
West Lane Per Hour	<b>2.00</b>
Dragonfly Per Hour	<b>1.50</b>
<b>Overnight parking</b> 5.00pm to 8.00am the following day, Monday to Thursday inclusive	
West Lane – per night	<b>10.00</b>
Dragonfly – per night	<b>8.50</b>
<b>Additional/replacement permits</b>	
Permit – all off street car parks	<b>14.00</b>
Access card – off street car parking	<b>27.50</b>

✗ = Item is exempt from GST per ATO Division 81.

Amounts in **BOLD** indicate GST is applicable and has been included

# CAR PARKING – OFF-STREET (cont'd...)

Off street car parking	2024/2025 Including GST \$
<b>Weekends and public holidays</b>	
West Lane – Saturday, Sunday, public holidays (7.00am – 7.00pm closing time)	Free
Dragonfly – Saturday (7.00am – 10.00pm closing time)	Free
Dragonfly – Sunday (7.00am – 8.00pm closing time)	Free
<b>Release of vehicle</b>	
West Lane	<b>135.00</b>
Dragonfly	<b>135.00</b>
<b>Motorcycle parking</b>	
Off street car parking	<b>50.00/month</b>
<b>Access to bicycle facility – the pod (Dragonfly)</b>	
Bike pod access fee	<b>10.00/month</b>
Bike pod access card (initial issue)	<b>15.00</b>
Bike pod access card replacement fee	<b>30.00</b>

## Conditions of parking

1. All vehicles are parked at the risk of the person parking the vehicle and no employee or agent of the City of Darwin is liable for any loss or damage to vehicles parked in City of Darwin car parks, whether occasioned by negligence or otherwise.
2. No person employed by the City of Darwin has authority to accept vehicles or articles for safekeeping.
3. The common law as to bailment of goods does not apply in respect of the parking of a vehicle with its contents in City of Darwin car parks.
4. Any person having the authority of the City of Darwin has authority to enter any vehicle in a City of Darwin car park and move or drive it to another place.
5. Any person having the authority of the City of Darwin, may deliver a vehicle to any person offering evidence of ownership or authority to receive the vehicle and may refuse to deliver a vehicle unless they are so satisfied and no servant or agent of the City of Darwin shall be liable for such delivery detention or failure to deliver.
6. No person has authority to vary these conditions.
7. All vehicles are subject to the *Traffic Regulations (NT)*.
8. Vehicles displaying a disability parking permit may park in a disabled bay for twice the time paid for, in all on street car parks. Once the free parking time has expired, normal parking restrictions apply, ie. paying for parking and time restrictions. Vehicles displaying a disability parking permit may park in an accessible parking bay in all City of Darwin off street car parks all day free of charge, except for West Lane car park and Dragonfly car park. Persons displaying a valid permit who park in an accessible parking bay in either West Lane carpark or Dragonfly carpark may park for twice the time paid for.

✗ = Item is exempt from GST per ATO Division 81.

Amounts in **BOLD** indicate GST is applicable and has been included

# CAR PARKING AREAS — ALTERNATIVE USES

City of Darwin will determine a hiring rate for commercial or not-for-profit users.

West Lane Car Park is unavailable for alternate use.


Persons hiring car parks for alternative use shall pay to City of Darwin all costs associated with City of Darwin providing car park attendants and supervisors and other necessary expenses such as electricity occasioned by the alternative use. The General Manager Innovation shall provide estimates to the person requiring alternative use prior to approval for the alternative use being granted.

These persons shall abide by and follow all the requirements and directions of the General Manager Innovation or their representative in the use of the car park.

The area required for the alternative use shall be left in a condition equal to that before the use was approved (that is, in a clean and tidy condition). The person requiring alternative use shall be made aware that water or any liquid cannot be used in cleaning the area approved.

Persons requiring this use shall make arrangements for their own electrical supply. Where portable generators are used, these generators shall be adequately silenced.

Hirers shall make arrangements for toilet facilities outside of normal working hours and shall make contact with and follow the requirements of the NT Department of Health for the alternative use.



# CAR PARKING – ON STREET

Metered parking is available within the Central Business District (CBD) area, which is divided into three (3) separate zones for charging purposes. Details of the zone boundaries are available at the Civic Centre during opening hours, or on the City of Darwin website.

A number of bays are available at no charge with a 15-minute time limit. These bays are individually signposted.

Motorcycles may park at no charge within designated motorcycle parking bays. Motorcycles parking within metered bays must pay the applicable charge.

Metered on street car parking within CBD	2024/2025 Including GST \$
<b>Zone A – per hour per bay</b> 8:00am to 5:00pm Monday to Friday excludes weekends and public holidays	<b>3.20</b>
<b>Zone A – 8.00am – 2.00pm</b> Saturday per hour with a 2 hour limit excludes Sunday and public holidays	<b>2.00</b>
<b>Zone B – per hour per bay</b> 8:00am to 5:00pm Monday to Friday excludes weekends and public holidays	<b>2.30</b>
<b>Zone C – per hour per bay</b> 8:00am to 5:00pm Monday to Friday excludes weekends and public holidays	<b>1.80</b>
Maximum daily charge	<b>9.50</b>
<b>Zones B and C</b> All day public holidays and weekends	Free

Parking exemption	2024/2025 Including GST \$
Permitted vehicle parking permit per annum	2075.00 ✕
Permitted vehicle parking permit per annum – media (x 3 permits)	2075.00 ✕

✕ = Item is exempt from GST per ATO Division 81.

Amounts in **BOLD** indicate GST is applicable and has been included

# CAR PARKING – ON STREET (cont'd...)

Temporary parking bay hire for construction/service repair purposes		2024/2025 Including GST \$
<b>Hire of parking bay – Zone A</b> per car bay per day – up to one week		<b>40.00</b>
<b>Hire of parking bay – Zone B</b> per car bay per day – up to one week		<b>30.00</b>
<b>Hire of parking bay – Zone C</b> per car bay per day – up to one week		<b>20.00</b>
Miscellaneous		2024/2025 Including GST \$
Loading zone permit		190.00 ✕
Parking permit for Australian Federation of Totally and Permanently Incapacitated Ex Servicemen and Women (TPI) members for 5 years		21.00 ✕
Parking permit – disabled persons for 3 yrs (renewal of existing permit free of charge per Council Decision 18\4797 25/03/03)		21.00 ✕
Tourism bus bay permit		2024/2025 Including GST \$
Tourist coach per annum		<b>2,600.00</b>

✕ = Item is exempt from GST per ATO Division 81.

Amounts in **BOLD** indicate GST is applicable and has been included

# CEMETERY CHARGES

Cemetery charges	2024/2025 Including GST \$
<b>Graves</b>	
Grave reservation – no interment	<b>1,500.00</b>
First interment	<b>2,860.00</b>
Subsequent interment	<b>3,515.00</b>
Interment of ashes	380.00 ✕
<b>Concrete seal</b> (Required when less than 1 meter of soil is achievable)	<b>1,355.00</b>
Cemetery investigation	<b>895.00</b>
Issue of exclusive right of subsequent interment fee	105.00 ✕
Transfer of exclusive right certificate/reservation	<b>105.00</b>
<b>Exhumation</b>	
Exhumation	<b>4,175.00</b>
<b>Memorial niche wall</b>	<b>2024/2025 Including GST \$</b>
Memorial/niche wall – reservation	<b>1,140.00</b>
Memorial/niche wall – interment of ashes and plaque – permit fee (Includes installation)	810.00 ✕
Memorial/niche wall – removal/installation of memorial plaque for second interment	<b>305.00</b>
Memorial/niche wall – transfer of reservation	<b>105.00</b>
Memorial/niche wall – supply and installation of vase	<b>210.00</b>

✕ = Item is exempt from GST per ATO Division 81.

Amounts in **BOLD** indicate GST is applicable and has been included

# CEMETERY CHARGES (cont'd...)

Memorials	2024/2025 Including GST \$
Memorial permit fee	150.00 ✕
Memorial plaque – installation of memorial plaque onto concrete head beam	<b>160.00</b>
Manufacture of concrete headstone	<b>650.00</b>
Manufacture concrete memorial foundation	<b>325.00</b>
Memorial plaque – after hours surcharge (after 4.00pm weekdays and all day weekends, public holidays)	<b>630.00</b>

Infant subsidy	2024/2025 Including GST \$
*Infant subsidy – 50% subsidy of first or subsequent interment or interment of ashes of a child up to two years of age	50% subsidy

## Note

Overtime rates will apply if burials are carried out on a weekend, or on a public holiday. Charges are subject to change dependent on contract variation.

Extra charge for rock breaker if required will be cost of contractor plus 15% administration charge + GST.

Installation of plaques and headstones does not include supply of memorial.

After hours surcharge applies for services at 4.00pm or later on weekdays and all day weekends and public holidays.

Exhumations to coffin depth only.

All fees are inclusive of GST, except where otherwise indicated by ✕ symbol.




# CEMETERY CHARGES (cont'd...)

## \*Infant subsidy

The subsidy is applicable for the burial or cremation costs of children up to the age of two years whose parent or legal guardian is a resident within the municipality of Darwin, with the following conditions:

- up to a maximum of \$900 or 50% of the interment or cremation costs whichever is the lesser value within any section of Thorak Regional Cemetery, Gardens Road Cemetery or Darwin General Cemetery.
- for the interment or cremation costs only (not both) and will be applicable at the time of service as a one-off payment. Only one claim will be approved for any one infant.
- claims will include stillborn children.
- available to individual residents only and will not be available for organisations or government agencies carrying out interments or cremations for children in their care.
- only available on receipt of proof of residence within the Darwin Municipality. Proof of residence will require photo identification with a current address shown, or a letter or account for utilities service including power and/or water, a current rental agreement, rates notice or any other identification document as approved by the Superintendent of Cemeteries.



✘ = Item is exempt from GST per ATO Division 81.

Amounts in **BOLD** indicate GST is applicable and has been included

# COMMUNITY CENTRES CHARGES

City of Darwin has community centres at Lyons, Nightcliff and Malak available for hire from 6am to midnight daily. City of Darwin aims to ensure that a range of user groups and/or individuals have fair and equitable access to City of Darwin's services and facilities. These facilities provide spaces for a diverse mix of activities and encourage community connectedness, participation in community life and enhance individual and community wellbeing.

There are two levels of charges:

- Not-for-profit/community benefit: community organisations/groups or individuals that are intending to not charge or charge a low cost for an activity where there is a community benefit, such as health and wellbeing benefit.
- Commercial/private: businesses or individuals who provide a service or sell products with the intention of making a profit. This also includes use for private functions or events not open to the community, such as birthday parties.

City of Darwin requires any community group, organisation or individual entering into an agreement for the use of a community centre ("hirer") to comply with the conditions of use.

Cancellation of bookings must be provided in writing 5 working days prior to the date of hire, otherwise the full hire charge will be forfeited.

Where City of Darwin officers or contractors are required after hours, additional cleaning or replacement of keys is required, or where the hirer fails to comply with the terms and conditions set out within their permit and negatively impacts subsequent users, the hirer will be required to meet these expenses.

Community centres <i>Lyons (hall area), Malak (small area and large area), Nightcliff (Boab and Pandanas meeting rooms), Alawa</i>	2024/2025 Including GST \$
Not-for-profit – per hour (minimum charge 2 hours)	<b>22.00</b>
Not-for-profit – all day (any day until 5.00pm)	<b>105.00</b>
Commercial/private – per hour (minimum charge 2 hours)	<b>45.00</b>
Commercial/private – all day (any day until 5.00pm)	<b>235.00</b>
Office tenancies – office rental per annum	<b>by negotiation</b>
Private functions – entire centre Friday and Saturday evening from 5.00pm (Sundays as per weekday bookings, does not apply Nightcliff)	<b>270.00</b>
Storage – (per annum) payable in advance 1 July each year. Quarterly pro rata or part thereof	<b>90.00</b>

✗ = Item is exempt from GST per ATO Division 81.

Amounts in **BOLD** indicate GST is applicable and has been included

# CONDUCT BUSINESS IN A PUBLIC PLACE

Conduct business in a public place – permit	2024/2025 Including GST
	\$
Conduct business in a public place – per day – not-for-profit	42.00 <b>X</b>
Conduct business in a public place – per day – commercial	68.00 <b>X</b>
Commercial tours – per annum (pro-rata)	1,220.00 <b>X</b>
The Mall – commercial displays – per day	635.00 <b>X</b>
The Mall – commercial displays – per week	1,600.00 <b>X</b>
The Mall permits – entertainment buskers – (12 months) permit	30.00 <b>X</b>
The Mall permits – entertainment buskers – monthly (3 month) permit	15.00 <b>X</b>
Handbill poster – permit	32.00 <b>X</b>

Filming in a public place – permit	2024/2025 Including GST
	\$
Commercial filming – per day	170.00

Street food vending permit	2024/2025 Including GST
<i>Will be charged per quarter/annum based on business use with a 20% discount available between 1 October – 31 March.</i>	\$
Per day – Monday-Thursday	20.00 <b>X</b>
Per day – Friday-Sunday	40.00 <b>X</b>
Electricity per day (where available)	5.00 <b>X</b>
1 month trial permit	300.00 <b>X</b>

**X** = Item is exempt from GST per ATO Division 81.

Amounts in **BOLD** indicate GST is applicable and has been included


# DOG/CAT FEES AND CHARGES

Registration	2024/2025 Including GST \$
Entire dog/cat – annual	150.00 <b>X</b>
De-sexed dog/cat – over 12 months of age	32.00 <b>X</b>
De-sexed dog/cat less than 12 months of age	Free
Declared dog	320.00 <b>X</b>

Concessions (including TPI Gold Card holders)	2024/2025 Including GST \$
Guide dog/assistance dog (entire and de-sexed) Subject to application and approval by City of Darwin authorised officer	Free
*Entire dog/cat – renewal – annual	85.00 <b>X</b>
De-sexed dog/cat – annual	16.00 <b>X</b>
De-sexed dog/cat rehomed from an accredited rehoming organisation	Free for the first registration period

**Note\***

The discounted/concession fee for entire dog registration renewals only applies for dogs registered prior to 1 July 2018. No concessions will apply to entire dogs registered after 1 July 2018.



**X** = Item is exempt from GST per ATO Division 81.

Amounts in **BOLD** indicate GST is applicable and has been included

# DOG/CAT FEES AND CHARGES (cont'd...)

Licence fees – annually	2024/2025 Including GST
	\$

Licence to keep more than 2 dogs or 2 cats <i>Plus registration fees for each dog/cat</i>	160.00 X
----------------------------------------------------------------------------------------------	----------

Miscellaneous	2024/2025 Including GST
	\$

Microchipping for dogs and cats – per animal	<b>50.00</b>
----------------------------------------------	--------------

Registration is transferable on application if the registered dog or cat dies and the owner acquires a replacement animal.

Impounding	2024/2025 Including GST
	\$

Registered dogs / cats release fee – per animal	126.00 X
-------------------------------------------------	----------

Unregistered dogs / cats release fee – per animal	310.00 X
---------------------------------------------------	----------

Additional fee if animal is impounded outside of City of Darwin hours	100.00 X
-----------------------------------------------------------------------	----------

Animal surrender fee	70.00 X
----------------------	---------

Animal surrender fee – commercial rate	140.00 X
----------------------------------------	----------

Maintenance fee for each impounded dog / cat – applied after expiration of four impounding days	32.00 X
-------------------------------------------------------------------------------------------------	---------

## Note

All dogs and cats released from or purchased at the pound must be registered.

X = Item is exempt from GST per ATO Division 81.


Amounts in **BOLD** indicate GST is applicable and has been included

# LIBRARIES

Casuarina Library has available a meeting room for general hire by the public, organisations and groups.

Library meeting rooms	2024/2025 Including GST \$
Not-for-profit/community organisations hourly rate (up to 3 hours) – minimum charge 2 hours	<b>22.00</b> per hour
Not-for-profit/community organisations full day (8 hours)	<b>105.00</b>
Commercial use hourly rate (up to 3 hours)	<b>45.00</b> per hour
Commercial use full day (8 hours)	<b>240.00</b>

Inter-library loan	2024/2025 Including GST \$
Standard inter-library loan – per item	<b>as set by the Interlibrary Resource Sharing Code</b>
<b>Journal articles</b> Up to 50 pages	<b>as set by the Interlibrary Resource Sharing Code</b>
Each additional 50 pages	<b>as set by the Interlibrary Resource Sharing Code</b>



✗ = Item is exempt from GST per ATO Division 81.

Amounts in **BOLD** indicate GST is applicable and has been included

# LIBRARIES (cont'd...)

Library replacement items	2024/2025 Including GST \$
Library replacement – collection Items (from library management system)	<b>Purchase price</b>
Library replacement – IT and STEAM Items e.g. laptop, tablet, robot (from library management system)	<b>Purchase price</b>
Library replacement – inter-library loan Item + processing fee	<b>Replacement cost + \$65.00</b>
Recovery fee for overdue loans – debt collection and processing fee	<b>20.00</b>
3D printing	<b>Purchase price of filament used</b>
Library – photocopying and printing – black and white A4	<b>0.20 per side</b>
Library – photocopying and printing – black and white A3	<b>0.40 per side</b>
Library – photocopying and printing – colour A4	<b>1.00 per side</b>
Library – photocopying and printing – colour A3	<b>2.00 per side</b>
Library merchandise	<b>Purchase price</b>

## Note

1. General Manager Community has delegated authority to reduce/waive fees in particular circumstances for unfunded charitable organisations and other associations closely affiliated with the Libraries' objectives and functions.
2. Where the security firm is called out, or additional cleaning or replacement of keys is required after use of the room City of Darwin will recover the cost incurred.

## Inter-library loan charges

The City of Darwin Libraries will charge the following fees in the following instances:

1. No more than two items are requested on interstate inter-library loan for any one borrower at a time. Customers requesting more than two items will be charged according to the Australian Interlibrary Resource Sharing Code recommended schedule for each additional item.
2. There needs to be a six months gap before the City of Darwin Libraries inter-library loans the same title for the same person. The City of Darwin Libraries will only process this inter-library loan request within the six months if the patron is prepared to pay for any inter-library loan charge incurred.
3. Customers requesting urgently required inter-library loans will be charged at the recommended Australian Interlibrary Resource Sharing Code rates for fast-track service.
4. Any cost incurred in obtaining information from specialised service suppliers will be passed on to customers.

✗ = Item is exempt from GST per ATO Division 81.

Amounts in **BOLD** indicate GST is applicable and has been included

# OUTDOOR TRADING PERMIT

Outdoor trading – charged per annum	2024/2025 Including GST
	\$

<b>Licenced</b>	
Outdoor dining – within CBD café / restaurant	115.00/m <sup>2</sup> ✕
Outdoor dining – within CBD hotel / bar	170.00/m <sup>2</sup> ✕
Outdoor Dining – outside CBD café / Restaurant	80.00/m <sup>2</sup> ✕
Outdoor Dining – outside CBD hotel / bar	115.00/m <sup>2</sup> ✕
<b>Unlicenced</b>	
Outdoor Dining – within CBD	65.00/m <sup>2</sup> ✕
Outdoor Dining – outside CBD	40.00/m <sup>2</sup> ✕
<b>Preparation of licence and agreement conditions</b> (See “Administration fees” for full costings)	

Mini bus locations	2024/2025 Including GST
	\$
Signage costs (payable on application, non-recurring)	<b>360.00</b>

Miscellaneous permits	2024/2025 Including GST
	\$
Site inspection for all permits – per inspection	<b>120.00</b>

## Note

If the work is not to the satisfaction of the City of Darwin officer, additional inspections may be required.

A security deposit will be charged. This deposit will be assessed by the City of Darwin officer and based upon the scope of the work involved. Inspection fee and other costs will be deducted from this deposit at the completion of the work.

✕ = Item is exempt from GST per ATO Division 81.

Amounts in **BOLD** indicate GST is applicable and has been included



# OUTDOOR VENUE HIRE AND EVENTS

All fees and charges associated with outdoor venue hire and events are subject to terms and conditions contained with the application/permit process. Applicants are required to adhere to all conditions at all times.

Single use plastic items including cups, plates, cutlery, containers and straws are not to be introduced or used on site.

Small and low risk events – outdoor venue hire	2024/2025 Including GST
	\$
Not-for-profit organisations – 50 to 100 attendees – per event day	<b>55.00</b>
Commercial organisation – not-for-profit event day – 50 to 100 attendees – per event day	<b>120.00</b>
Commercial organisation – 50 to 100 attendees – per event day	<b>325.00</b>
<b>Comprehensive events</b>	
<i>Outdoor venue hire (includes large event or event with increased risk factors that will be charged accordingly)</i>	2024/2025 Including GST
	\$
Not-for-profit organisation – 101 to 500 attendees – per event day	<b>325.00</b>
Commercial organisation – not-for-profit event day – 101 to 500 attendees – per event day	<b>500.00</b>
Commercial organisation – 101 to 500 attendees – per event day	<b>1,000.00</b>
Not-for-profit organisation – >500 people	<b>1,000.00</b>
Commercial organisation – not-for-profit – 500 to 1000 people – per event day	<b>1,500.00</b>
Commercial organisation – 500 to 5000 people – per event day	<b>2,000.00</b>
Bump in/bump out fee – applies to events – % of hire fee – per day – for all comprehensive events with <5000 people	10% of hire fee per day
Commercial organisation – >5000 people – per significant national event	<b>8,250 + 25% bump in</b>

✗ = Item is exempt from GST per ATO Division 81.

Amounts in **BOLD** indicate GST is applicable and has been included

# OUTDOOR VENUE HIRE AND EVENTS (cont'd...)

Gardens Oval complex	2024/2025 Including GST \$
Gardens Oval hire – special events outside seasonal usage – sporting or Territory/national championships – per day	<b>620.00</b>
Gardens Oval hire – special events outside seasonal usage – fund raising/community events – per day	<b>325.00</b>
Gardens Oval hire – special events outside seasonal usage – commercial events – per day	<b>3,885.00</b>
<hr/>	
Gardens Amphitheatre	2024/2025 Including GST \$
<b>Bump in/bump out fee</b> Applies to events – % of Hire Fee – per day	0% to 50% of hire fee per day, to be negotiated
<b>Booking fee – per day/night</b> Community organisations	<b>590.00</b>
<b>Booking fee – commercial hirer fee per day/night</b>	Greater of <b>\$7,500.00</b> or 5% of net box office, capped at a total of <b>\$15,000.00</b>
<b>Hire fee – wedding receptions/ ceremonies/private functions</b> • per day/night	<b>315.00</b>
<b>Security Deposit</b> • community organisations • commercial operations	Free 2,730.00 ✗
Electricity charge is calculated on units used + GST Private or community organisations	<b>Per current tariff</b>

All enquiries and bookings are to be made through the Darwin Entertainment Centre on (08) 8980 3333.  
The Darwin Entertainment Centre manages the Gardens Amphitheatre on behalf of City of Darwin.

✗ = Item is exempt from GST per ATO Division 81.

Amounts in **BOLD** indicate GST is applicable and has been included

# OUTDOOR VENUE HIRE AND EVENTS (cont'd...)

Outdoor fitness classes – annual permit	2024/2025 Including GST \$
Commercial – 1 to 3 sessions per week – maximum of 20 participants	665.00 ✕
Commercial – 4+ sessions per week – maximum of 20 participants	1,000.00 ✕
Non-commercial – maximum of 20 participants	Free
Outdoor fitness classes – half year permit	2024/2025 Including GST \$
Commercial – 1 to 3 sessions per week – maximum of 20 participants	335.00 ✕
Commercial – 4+ sessions per week – maximum of 20 participants	505.00 ✕
Non-commercial – maximum of 20 participants	Free
Outdoor fitness classes – monthly permit	2024/2025 Including GST \$
Commercial – 1 to 3 sessions per week – maximum of 20 participants	65.00 ✕
Commercial – 4+ sessions per week – maximum of 20 participants	90.00 ✕
Non-commercial – maximum of 20 participants	Free
Event equipment hire	2024/2025 Including GST \$
MiPRO – hire – per event	<b>70.00</b>
Access to power – per day charged for comprehensive event permits only – low/small scale event permit not required to charge hirers power usage	<b>80.00</b>
Other venue hire	2024/2025 Including GST \$
Access to power – commercial/non-commercial – per day	<b>70.00</b>
Access to lighting – commercial/non-commercial – per day	<b>120.00</b>
Road Closure/traffic management – events – permit – per day	55.00 ✕
Lost/stolen key replacement fee	<b>Actual cost</b>

✕ = Item is exempt from GST per ATO Division 81.

Amounts in **BOLD** indicate GST is applicable and has been included

# PARAP RECREATION FACILITY

The Parap Recreational Facility, located at 77 Ross Smith Avenue, Parap, is fully occupied.


For casual hire of City of Darwin facilities at alternate venues refer to Page 21 – Community Centre Charges.

Parap Recreational Facility	2024/2025 Including GST \$
Office rental for the Parap Recreational Facility building – per annum	<b>150.00/m<sup>2</sup></b>

## PARKS

After hours callouts	2024/2025 Including GST \$
After hours on-call officer attendance per person/hr (min 4 hours)	<b>215.00</b>

Memorials	2024/2025 Including GST \$
Memorial plaque – supply and install on the Cenotaph civilian memorial wall	<b>Actual Cost</b>
Memorial seat and plaque – supply and install	<b>Actual Cost</b>
Memorial tree and plaque – supply and install	<b>Actual Cost</b>



✗ = Item is exempt from GST per ATO Division 81.

Amounts in **BOLD** indicate GST is applicable and has been included

# PUBLIC SWIMMING POOLS

City of Darwin operated public pools	2024/2025 Including GST
	\$
<b>Casual entry</b>	
• Adults (18 years and over)	<b>6.00</b>
• Children (secondary students require photographic identification)	<b>3.00</b>
• Children under 4 years (must be supervised in the water by a paying adult)	Free
• Concession (full time NT tertiary students, Commonwealth Health Care Card, Northern Territory Concession Scheme. DVA Gold Card, DVA White Card. Photographic ID must be presented)	<b>3.00</b>
• One carer accompanying a person with a disability or persons accompanying holders of NT Companion Card	Free
• Seniors Card holders (must present Seniors Card)	<b>4.50</b>
• Family concession 2 adults and 2 children	<b>16.00</b>
• School swim concession (per head Monday to Friday)	<b>2.30</b>
• Spectators	Free
<b>30 swim pass</b>	
• Adult	<b>110.00</b>
• Seniors Card holders	<b>105.00</b>
• Concession/child	<b>55.00</b>
<b>Yearly pass</b>	
• Adult	<b>535.00</b>
• Seniors Card holders	<b>490.00</b>
• Concession/child	<b>305.00</b>
<b>Half yearly pass</b>	
• Adult	<b>305.00</b>
• Seniors Card holders	<b>280.00</b>
• Concession/child	<b>165.00</b>

✘ = Item is exempt from GST per ATO Division 81.

Amounts in **BOLD** indicate GST is applicable and has been included

# PUBLIC SWIMMING POOLS (cont'd...)

General hire <i>Does not guarantee exclusive use of the facility</i>	2024/2025 Including GST \$
Public pools – lane hire per 50m lane per hour or part thereof (during operating hours and participants must pay entry fees)	<b>21.00</b>
Public pools – lane hire per 25m lane per hour or part thereof (during operating hours and participants must pay entry fees)	<b>10.50</b>
Public pools – whole pool facility per day (during operating hours)	<b>1,550.00</b>
Public pools – whole facility per hour or part thereof (during operating hours)	<b>180.00</b>
Use of pool grounds ONLY – per session up to 2 hours (no swimming).	<b>32.00</b>
Security deposit	680.00 ✕
Hire of whole pool outside of operating hours (price and approval on application)	<b>Price on application</b>

Water sports associations <i>Any not-for-profit water sporting, school, life-saving or learn-to-swim organisation utilising the pool for aquatic activities (excluding social fund-raising events) during operating hours.</i>	2024/2025 Including GST \$
Lane hire per 50m lane per hour or part thereof (during operating hours and participants must pay entry fees)	<b>9.00</b>
Lane hire per 25m lane per hour or part thereof (during operating hours and participants must pay entry fees)	<b>4.50</b>
Water and canoe polo hire of half of a 50 metre pool per hour (during operating hours only, and participants must pay entry fees).	<b>30.00</b>
Hire of whole 50 metre pool, per hour or part thereof (during operating hours).	<b>85.00</b>
Hire of whole 25 metre pool, per hour or part thereof (during operating hours).	<b>42.50</b>
Overrun on booked time of hire of whole 50 metre pool, per hour or part thereof (during operating hours).	<b>110.00</b>
Overrun on booked time of hire of whole 25 metre pool, per hour or part thereof (during operating hours).	<b>53.00</b>

Royal Life Saving Society	2024/2025 Including GST \$
School swimming and water safety program – per student (includes lane hire)	<b>2.10</b>

✕ = Item is exempt from GST per ATO Division 81.

Amounts in **BOLD** indicate GST is applicable and has been included

# REGULATORY SERVICES

Untidy allotments	2024/2025 Including GST \$
Untidy allotment clearance costs	<b>Cost + 15%</b>
Untidy allotment Inspection	<b>355.00</b>

Miscellaneous	2024/2025 Including GST \$
General permit fee (various) Includes horse and carriage tours operated from The Mall. Weekly permit fee	35.00 ✕
Shopping trolley release fee (left in public place)	165.00 ✕
Vehicle impounding release fee for standard sized vehicle (e.g. sedan, s/wagon, van) that will fit on a standard sized tilt tray. If a heavier tow vehicle is required for a larger vehicle (e.g. bus), price will be adjusted accordingly. Plus cost of any advertisement in NT News	430.00 ✕ (plus advertising costs)
Impounded vehicle maintenance fee – applied after expiration of 28 impounding days – per day	<b>5.70</b>

## Note

Where an abandoned vehicle is moved in accordance with the Traffic Regulations 1999 (NT), section 64 or 65, the reasonable costs of removing the vehicle and, where applicable, storing it may be recovered from the owner before the owner may take possession of the vehicle. Additional costs to the release fee may be incurred where the use of complex traffic management is required for a vehicle abandoned on a busy road.



✕ = Item is exempt from GST per ATO Division 81.

Amounts in **BOLD** indicate GST is applicable and has been included

# REGULATORY SERVICES COURT COSTS

Complaint and summons	2024/2025 Including GST \$
<i>Motor Vehicles Act (NT) section 118 certificate (proof of ownership)</i>	21.00 X
Lodgement of the complaint and summons with the Court of Summary Jurisdiction	160.00 X
Administration	<b>85.00</b>

Other direct costs to City of Darwin determined as necessary.



X = Item is exempt from GST per ATO Division 81.

Amounts in **BOLD** indicate GST is applicable and has been included



# PRIVATE WORKS

Works permit application fee	2024/2025 Including GST \$
Works permit application fee per application – includes review of all supporting documents such as traffic guidance schemes	100.00 ✕
Inspections for proposed works as a condition of works permits	2024/2025 Including GST \$
Inspection fee when required as a condition of works permit during week day	<b>90.00</b>
Inspection fee when required as a condition of works permit during weekend	<b>210.00</b>
Works within road reserve	2024/2025 Including GST \$
Residential works within verge/nature strip. No impact on pedestrians. Weekly rate. Includes skip bins, shipping containers, driveway replacement/alterations – maximum period 1 week	95.00 ✕
Works undertaken by others per day eg. commercial entities and public utilities, where flow of traffic (pedestrians and motorists included) is not interrupted.	<b>70.00</b>
Works undertaken by others per day by Government utilities providers, where flow of traffic (pedestrians and motorists included) is not interrupted.	<b>55.00</b>
Works undertaken by others per day eg. commercial entities and public utilities, where flow of traffic (pedestrians and motorists included) is interrupted.	<b>120.00</b>

✕ = Item is exempt from GST per ATO Division 81.

Amounts in **BOLD** indicate GST is applicable and has been included

# PRIVATE WORKS (cont'd...)

Works within road reserve	2024/2025 Including GST \$
Works undertaken by others per day by Government utilities providers, where flow of traffic (pedestrians and motorists included) is interrupted	<b>95.00</b>
Works whereby the commercial entity or public utility is traversing the road reserve to access a worksite on private property per day	<b>20.00</b>
Works whereby the Government utilities provider is traversing the road reserve to access a worksite on private property per day	<b>15.00</b>

**Note**

In addition to the above charges the applicant is liable for the hire of any parking bays at the current hire rate. The applicant will also be responsible for the cost of erecting the appropriate signs.



Mirrama gunugurr-wa (bamboo raft), Bicentennial Park, Esplanade

✗ = Item is exempt from GST per ATO Division 81.

Amounts in **BOLD** indicate GST is applicable and has been included

# PRIVATE WORKS (WITHIN ROAD RESERVE AND DEVELOPMENT)

Works within public open spaces	2024/2025 Including GST
	\$
Works within City of Darwin controlled public open space (excluding road reserve) per day	<b>90.00</b>
Works within City of Darwin controlled public open space by a Government utilities provider per day (excluding road reserve)	<b>70.00</b>
Construction charges	2024/2025 Including GST
	\$
Construction of road pavement, driveways, kerbs and paving	<b>Per quote + 15%</b>
Development permits which include assessment and plan approvals <i>Includes plan approvals, assessments and clearances. 2 inspections included</i>	2024/2025 Including GST
	\$
Extensions and sheds/carports – for small additions to existing residential and commercial structures	115.00 ✕
SD – single dwelling, MD – multiple dwelling up to 3 units, RR – rural residential, CP – community purposes	295.00 ✕
MD – multiple dwelling 4 units or more	425.00 ✕
MR – medium residential, CV – caravan parks, C – commercial, TC – tourist commercial, LI – light industry, GI – general industry, DV – development, all other zones	495.00 ✕
HR – high density, CB – central business	925.00 ✕
Subdivision/consolidation – no construction	115.00 ✕

✕ = Item is exempt from GST per ATO Division 81.

Amounts in **BOLD** indicate GST is applicable and has been included

# PRIVATE WORKS (WITHIN ROAD RESERVE AND DEVELOPMENT) (cont'd...)

Assessment and approval of subdivisions	2024/2025 Including GST \$
Subdivision plan approval fee (of the estimated value)	1% ✕
Subdivision handover fee (City of Darwin infrastructure)	1% ✕


Assessment and approval of traffic management plans	2024/2025 Including GST \$
Assessment of traffic management plans	360.00 ✕
Assessment of traffic impact assessments outside CBD per assessment	<b>630.00</b>
Undertake traffic modelling for development proposals within CBD	<b>Cost + 15%</b>
Undertake lighting and electrical design assessment	<b>Cost + 15%</b>
Clearance letter (includes 1 inspection)	115.00 ✕
Additional inspection	<b>95.00</b>

Display goods on public land (commercial) Annual fee	2024/2025 Including GST \$
Per square metre	<b>75.00</b>
Minimum charge	<b>175.00</b>

✕ = Item is exempt from GST per ATO Division 81.

Amounts in **BOLD** indicate GST is applicable and has been included



# SPORTING OVALS

## Sporting grounds, ovals

City of Darwin's sporting ovals are allocated to peak sporting organisations for seasonal and casual usage, in the first instance.

Seasonal allocations take precedence over pre-season allocation requests and will be arranged so that any overlapping use, especially with regard to finals, is avoided. Seasonal charges are payable immediately at the beginning of each season.

wet season:	1 October to 31 March
dry season:	1 April to 30 September

## Gardens Oval building hire

Including Hunter Harrison Grandstand office space/kiosk for rental/lease (per annum) – **as determined by Council.**

Gardens Oval complex <i>(for sporting use only)</i>	2024/2025 Including GST \$
<b>Seasonal user</b>	
Seasonal group allocation – per annum	<b>2,730.00</b>
<b>Special events (outside seasonal usage)</b>	
Refer to outdoor venue hire section	
Regional ovals (Gardens Oval One) <i>Seasonal training and competition allocations</i>	2024/2025 Including GST \$
<b>Training 1 night per week</b>	
• seniors	<b>535.00</b>
• juniors	<b>275.00</b>
• combined seniors and juniors	<b>800.00</b>
<b>Multiple training</b>	
• seniors	<b>1075.00</b>
• juniors	<b>540.00</b>
• combined seniors and juniors	<b>1,615.00</b>
<b>Competition use</b>	
• seniors	<b>1050.00</b>
• juniors	<b>525.00</b>
• combined seniors and juniors	<b>1,450.00</b>
<b>Competition and training use</b>	
• seniors	<b>1,685.00</b>
• juniors	<b>850.00</b>
• combined seniors and juniors	<b>2,615.00</b>

✗ = Item is exempt from GST per ATO Division 81.

Amounts in **BOLD** indicate GST is applicable and has been included

# SPORTING OVALS (cont'd...)


District and local (Gardens Oval Two and all other ovals) Seasonal training and competition allocations	2024/2025 Including GST \$
<b>Training for 1 night per week</b>	
• seniors	<b>505.00</b>
• juniors	<b>250.00</b>
• combined seniors and juniors	<b>740.00</b>
<b>Multiple training</b>	
• seniors	<b>1,005.00</b>
• juniors	<b>505.00</b>
• combined seniors and juniors	<b>1,400.00</b>
<b>Competition use only</b>	
• seniors	<b>1,005.00</b>
• juniors	<b>505.00</b>
• combined seniors and juniors	<b>1,400.00</b>
<b>Competition and training use</b>	
• seniors	<b>1,265.00</b>
• juniors	<b>635.00</b>
• combined seniors and juniors	<b>1,895.00</b>
<b>Pre-season</b>	
• one night per week – up to 6 weeks	<b>180.00</b>
• multiple training – up to 6 weeks	<b>330.00</b>
<b>Casual hire</b>	
• Per Session up to 2 hours	<b>85.00</b>
• Per Day	<b>115.00</b>
<b>Darwin school bookings (including Darwin school sports associations)</b>	
Monday – Friday, 7.30am – 4.00pm only, subject to availability. Bookings can only be made up to one school term in advance.	Free

✗ = Item is exempt from GST per ATO Division 81.

Amounts in **BOLD** indicate GST is applicable and has been included

# SPORTING OVALS (cont'd...)

Oval toilet keys	2024/2025 Including GST \$
Cutting and issuing additional key	<b>Actual cost</b>
<hr/>	
Sporting ovals signage	2024/2025 Including GST \$
<b>Boundary fence and scoreboard signage – per season</b>	<b>840.00</b>
• Nightcliff and Gardens Oval	
<hr/>	
Sports field lighting	2024/2025 Including GST \$
Oval lights 100 lux – per hour (Gardens Oval One, Bagot Oval, Nightcliff Oval, Malak Oval)	<b>26.00</b>
Oval lights 200 lux – per hour (Bagot Oval, Nightcliff Oval)	<b>42.00</b>
<hr/>	
<b>Gardens Oval One</b>	
• 300 lux – per hour	<b>53.00</b>
• 500 lux – per hour	<b>68.00</b>
<hr/>	
<b>Cricket training net lights – per hour</b>	<b>16.00</b>
<hr/>	
<b>Velodrome lights – per hour</b>	<b>21.00</b>



✘ = Item is exempt from GST per ATO Division 81.

Amounts in **BOLD** indicate GST is applicable and has been included

# TENNIS COURTS

- Parap – free of charge ✘
- Aralia Street – free of charge ✘
- Chrisp Street – free of charge ✘
- Tennis Courts are available for use by social players during daylight hours.

Tennis courts are available for use by social players during daylight hours.

No bookings required – all courts to operate on first come first served basis.

## Note

Use of the tennis courts for commercial coaching or tuition purposes is not permitted.

# TREES, SHRUBS

Valuation of stolen/damaged trees, shrubs	2024/2025 Including GST \$
Stolen/damaged trees, shrubs	<b>Current value + GST</b>

## Street trees and trees in parks

Assessed at current local nursery prices + replacement, establishment and administration cost + 20% for each. Where trees are mature a valuation using a recognised industry methodology will be applied.

## Shrubs

Assessed at current local nursery prices + replacement establishment and administration cost + 20% for each.

## Palms, cycads

Assessed at current local nursery prices + replacement establishment and administration cost + 20% for each.

✘ = Item is exempt from GST per ATO Division 81.

Amounts in **BOLD** indicate GST is applicable and has been included



# WASTE DISPOSAL – SHOAL BAY

Domestic access	2024/2025 Including GST \$
Access tag (domestic household waste) – Darwin Municipality residents who have paid the waste levy	Free
Access tag – lost or misplaced domestic	<b>30.00</b>
Annual access tag for residential customers who have not paid a waste levy	<b>340.00</b>
General waste – domestic vehicles, including with trailer, up to 1 tonne capacity	<b>60.00</b>
Green waste – domestic vehicles, including with trailer, up to 1 tonne capacity	<b>40.00</b>
Tyres – car (per tyre)	<b>20.00</b>
Tyres – car on rim	<b>30.00</b>
Tyres – 4x4 (per tyre)	<b>40.00</b>
Tyres – 4x4 on rim	<b>50.00</b>

## Note

- 5 tyres per year access tag allowance

✗ = Item is exempt from GST per ATO Division 81.

Amounts in **BOLD** indicate GST is applicable and has been included

# WASTE DISPOSAL – SHOAL BAY (cont'd...)

Commercial	2024/2025 Including GST \$
Asbestos (per tonne)	<b>500.00</b>
Concrete, clean with reo less than 12mm and no other contaminants – per tonne	<b>65.00</b>
Concrete contaminated – per tonne	<b>220.00</b>
Construction waste – clean per tonne	<b>170.00</b>
Construction waste – contaminated (per tonne)	<b>220.00</b>
General waste (all vehicles per tonne)	<b>170.00</b>
General waste contaminated with green waste (all vehicles per tonne)	<b>220.00</b>
Green waste – clean (per tonne)	<b>90.00</b>
Green waste – clean (minimum fee)	<b>40.00</b>
Green waste – contaminated per tonne	<b>190.00</b>
Green waste – contaminated (minimum fee)	<b>80.00</b>
Mattresses (all sizes per item)	<b>35.00</b>
Recyclables (per tonne)	<b>400.00</b>
Reprinting of weighbridge docket (per docket)	<b>20.00</b>
Soil – clean fill (by arrangement)	Free
Soil – contaminated (by arrangement)	<b>170.00</b>
Special Waste (per tonne)	<b>335.00</b>
Steel – clean	Free
Tyres – whole (per tonne)	<b>1240.00</b>

## Note

- tyres up to light truck/semi-trailer size (295/75R22.5) are accepted
- commercial rates apply to all waste(s) received from contractors undertaking residential activities

✗ = Item is exempt from GST per ATO Division 81.

Amounts in **BOLD** indicate GST is applicable and has been included



Harry Chan Avenue  
GPO Box 84 Darwin NT 0801

For enquiries phone us from  
8am – 5pm on 8930 0300  
or email [darwin@darwin.nt.gov.au](mailto:darwin@darwin.nt.gov.au)

**DARWIN.NT.GOV.AU**

