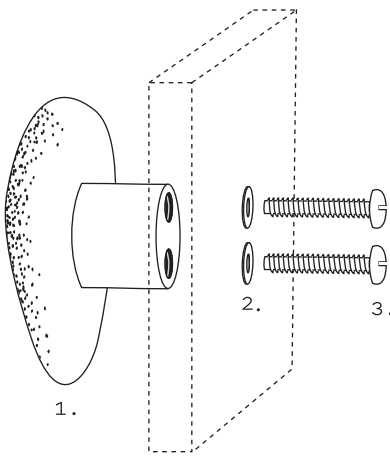


Each OKO OLO bronze handle is hand cast from individual Ocean Stones collected from shore lines along the New South Wales coast of Australia. Cast at a fine arts foundry in Sydney using an intricate lost-wax process, each casting creates a new surface, leaving no two handles the same. Each piece is finished individually by hand to create a unique patina.

CARE INSTRUCTIONS

If unused, bronze will characteristically begin to dull and darken; therefore, using these handles as a daily touch-point is beneficial to the level of both shine and colour. And will prevent oxidization.

1. If the handle is left untouched, buffing with a cotton cloth rag weekly or fortnightly is recommended, the surface will eventually settle.
2. If above does not bring back the golden hues Use a small dab of ‘Autosol Metal Polish’(can be purchased on-line)  
-spread a thin film of polish over the handle and leave for 20 seconds, clean off the polish with a soft cotton rag. Repeat if necessary.



MATERIALS

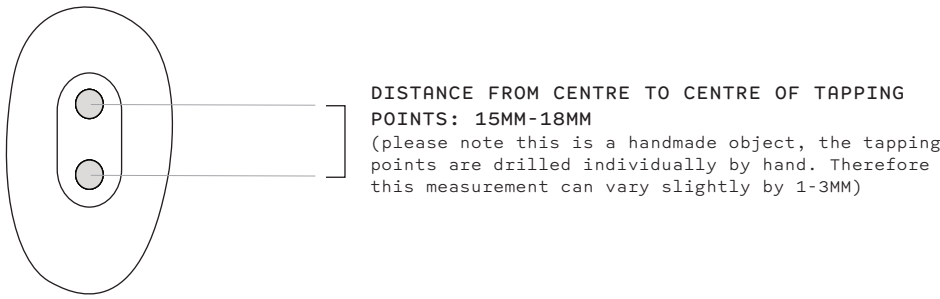
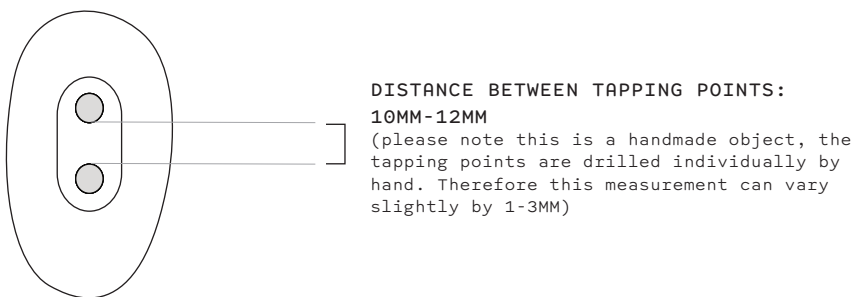
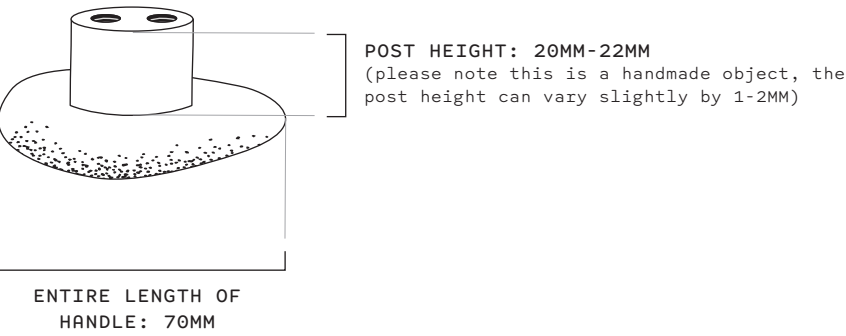
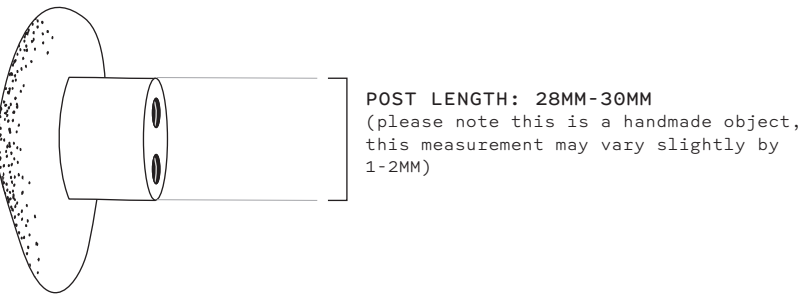
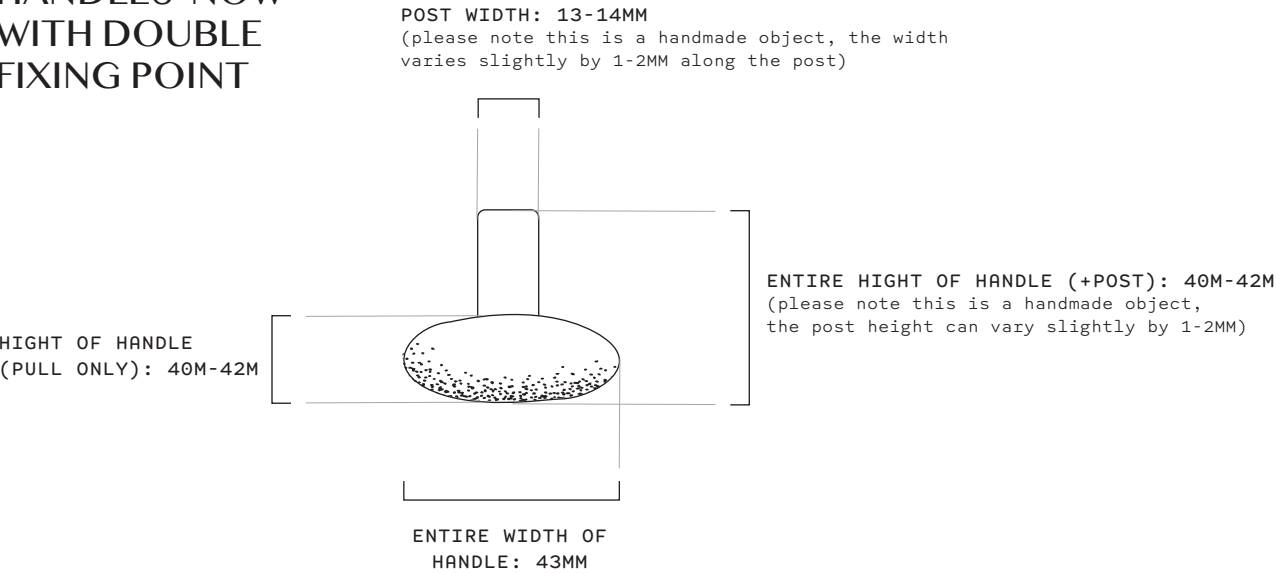
- 1.Ocean Stone Bronze handle
- 2.Brass Washer
- 3.Brass metric screw  
5MM width / 25MM length

NOTE:

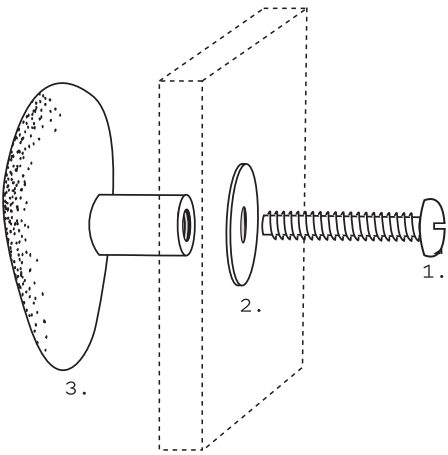
-Strong Chemical(glue)fix recommended for all handles with a single fixing point.

For any further inquiries  
please contact:  
studio@oko-olo.com

MEDIUM & LARGE  
HANDLES NOW  
WITH DOUBLE  
FIXING POINT



SMALL HANDLES  
OR HANDLES USED  
AS HOOKS USE A  
SINGLE FIXING  
POINT



MATERIALS

- 1.Brass metric screw 5MM width / 25MM length
- 2.Brass Washer
- 3.Ocean Stone Bronze handle

NOTE:

-Strong Chemical(glue)fix recommended for all handles with a single fixing point.

For any further inquiries  
please contact:  
studio@oko-olo.com



@OKOOLOSTUDIO  
OKO-OLO.COM