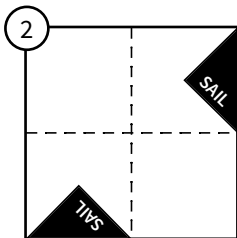
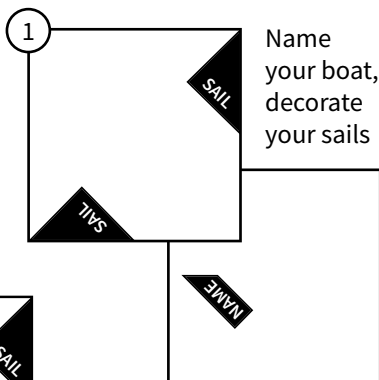
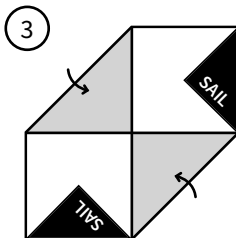


## Trust the waves, trust the journey

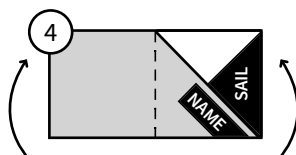
Smooth seas start within. Leave your troubles on the shore and let the winds guide you. Build your boat with hope, strengthen it with courage, sail away from storms and drift towards the sunshine.



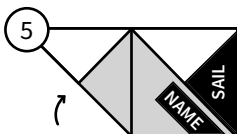
Fold in half vertically and unfold. Repeat horizontally



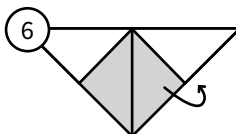
Fold the top left and bottom right corners into the centre



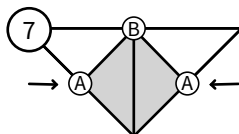
Fold the bottom half upwards



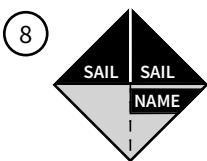
Fold the bottom left corner into the centre



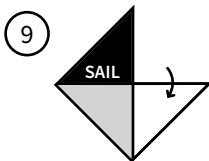
Repeat on the right, **but fold backwards**



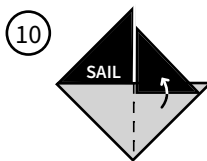
Pinch points (A) and push inwards. The pouch in the centre should open, as the points marked (B) move away from each other



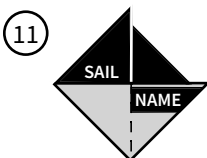
Flatten



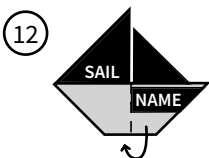
Fold right flap down



Fold back up so that it is shorter than before



Tuck the flap inside the boat



Fold the base back to create a stand



Scan the QR code to watch a step-by-step video.

**Balbir Singh  
Dance Company  
wishes you bon  
voyage!**