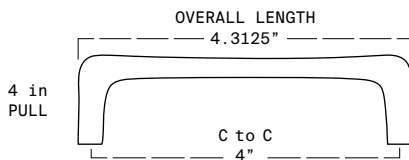
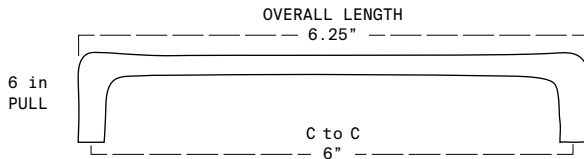
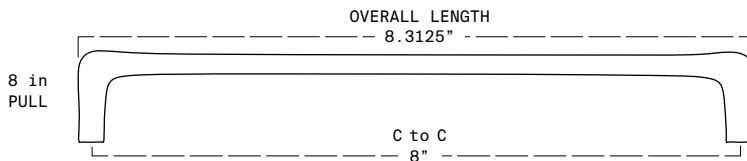

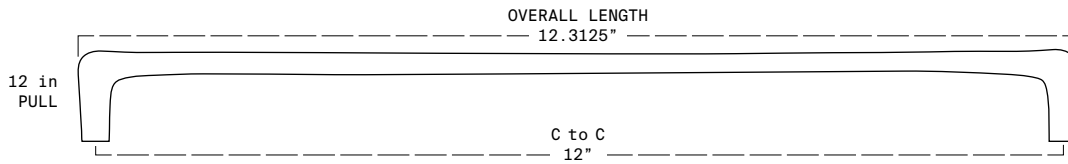


THE SCULPTOR SERIES | N.001 PULL - PRODUCT SPECIFICATION

DIMENSIONS (all measurements are approximate. Expect tolerances within 1/16th of an inch)

-PROJECTION (All sizes): 1.125"

-LENGTH (See below)



FRONT VIEW

AVAILABLE FINISHES

- POLISHED BRASS
- BURNISHED BRASS
- POLISHED BRONZE
- BURNISHED BRONZE
- AGED BRONZE
- WHITE BRONZE
- BLACKENED BRONZE

METAL ALLOYS & CARE

Each piece in our collection is meticulously sand-cast in natural bronze alloys. Due to the handcrafted nature of our products, slight variations and signs of the organic processes used in their creation are to be expected. Subtle pitting and variations in surface texture contribute to the unique authenticity of each piece. Due to these variations we strongly suggest waiting until you have your order in hand to begin the installation process. Drilling of mounting holes and mortising will always be more accurate when measuring off of the piece itself.

The "living" finishes of our products are applied by hand, resulting in slight variations from piece to piece. These surfaces will mature and develop a rich patina with use and age. We recommend cleaning with mild soapy water and drying with a cotton towel or microfiber cloth. Avoid harsh cleaners.

INSTALLATION

(Each piece in your order will include the appropriate installation hardware.)

2x 8-32 CABINET SCREW

HIGH-POLISH FINISHES: If you prefer maintaining the initial polished look, use a metal polish like Brasso or MAAS to restore shine.